

# ATOKA



# Tennessee



## Fiscal Year 2016 Town Budget

*July 1, 2015 - June 30, 2016*

Mayor W. Daryl Walker

Aldermen Walker Adams, Barry Akin, Danny Feldmayer,  
Brett Giannini, Bobby Hutchison & Mike Joyner

334 Atoka-Munford Avenue  
Atoka, Tennessee 38004

Phone: (901) 837-5300  
[www.TownofAtoka.com](http://www.TownofAtoka.com)

# TOWN OF ATOKA, TENNESSEE

## FISCAL YEAR 2016 TOWN BUDGET

### TABLE OF CONTENTS

Administrator's Budget Message.....	1
Exhibit 1 – Summary of the Budget.....	1
Exhibit 2 – Revenue Estimate – All Sources.....	9
Exhibit 3 – Assessed Valuation & Tax Levy Summary.....	10
Exhibit 4 – Statement of Bonded Debt & Debt Service Requirements.....	11
<b>Revenue, Personnel &amp; Expenditure Detail Sheets</b>	
General Fund – Revenue.....	13
General Fund – Legislature.....	15
General Fund – Judicial.....	17
General Fund – Finance & Administration.....	19
General Fund – Police.....	21
General Fund – Fire.....	23
General Fund – Planning & Inspection.....	25
General Fund – Public Works – Streets.....	27
General Fund – Parks & Recreation.....	29
General Fund – Grants & Donations.....	31
Solid Waste Fund.....	33
State Street Aid Fund.....	34
Drug Fund.....	35
Water & Sewer Fund.....	36
Fleet Inventory.....	39
Capital Replacement Plan.....	40



**OFFICE OF THE TOWN ADMINISTRATOR**

Honorable Mayor W. Daryl Walker, Board of Aldermen and community members,

With several very busy years behind us and signs of progress visible on a host of projects throughout our community, I am pleased to present the Town of Atoka's fiscal year 2016 budget for your consideration. This budget is a product of discussions held during a budget work session on May 5 and May 19 and a thorough review process at the Department Head level. The budget as presented incorporates the goals and objectives of the Town as established through the direction given by the Mayor and Aldermen during the course of the past year and at the budget work sessions.

The budget as presented funds a host of Town priorities with a keen focus on the future of our Town. In the new year, we look to continue investment in our park system, fund the stand-up of the Atoka Fire Department, make improvements to major parts of our road system, complete the Atoka Municipal Complex project and begin work in earnest on the Atoka Greenway Trail – all while maintaining day-in, day-out exceptional service to the people of our community.

**Summary of the Budget**

Exhibit 1 shown below provides an overview of the entire Town budget by showing the anticipated revenues and expenditures for all of the Town's funds. This table also shows the audited unrestricted fund balances as of the end of fiscal year 2014, the fund balances projected for the end of fiscal year 2015, and the anticipated fund balances for the end of fiscal year 2016.

**EXHIBIT 1**  
Summary of the Budget  
Fiscal Year 2016

<b>Summary of the Budget</b>					
Fund Title - Description	Audited Unrestricted Fund Balance 6/30/14	Projected Fund Balance 6/30/15	Anticipated Revenues	Anticipated Expenditures	Anticipated Fund Balance 6/30/16
110 General Fund *	\$ 3,374,407	\$ 3,462,344	\$ 10,003,700	\$ 10,462,799	\$ 3,003,245
Solid Waste Fund	\$ 139,708	\$ 250,708	\$ 240,000	\$ 240,000	\$ 250,708
121 State Street Aid Fund	\$ 403,645	\$ 403,895	\$ 625,810	\$ 750,000	\$ 279,705
127 Drug Fund	\$ 121,102	\$ 111,742	\$ 13,500	\$ 21,800	\$ 103,442
413 Water & Sewer Fund	\$ 8,364,384	\$ 8,336,443	\$ 1,877,000	\$ 1,853,853	\$ 8,359,590
<b>TOTAL ALL FUNDS</b>	<b>\$ 12,403,246</b>	<b>\$ 12,565,132</b>	<b>\$ 12,760,010</b>	<b>\$ 13,328,452</b>	<b>\$ 11,996,690</b>

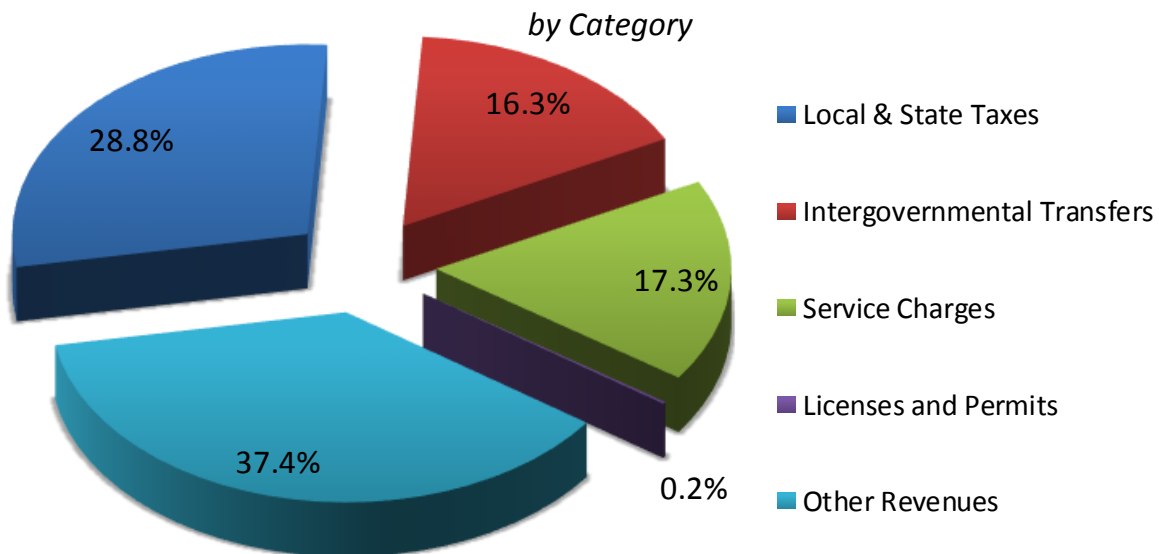
As Exhibit 1 above shows, the Town looks to end the current fiscal year in a strong financial position. Revenue into the General Fund continues to be strong – with local sales and property tax revenue both performing ahead of expectations and expenditures being closely monitored by our management team. Each year, we remain cautiously optimistic that the revenue trends will continue into the new budget year and take a conservative approach to our projections.

The General Fund is projected to end the current fiscal year up more than \$87,000 compared with where it began on July 1, 2014.

This narrative will outline the planned capital expenditures and special projects as discussed with the Board that have been included in the budget figures.

The budget as submitted anticipates in revenue through the Town's five funds. This year, the largest revenue source shows as 'Other Revenue' in anticipation of loan proceeds on the Atoka Municipal Complex project. In a typical year, the largest source of revenue is local taxes with the various sales and property taxes assessed by the Town providing \$3.6 million in anticipated revenue. By far, sales tax – including sales tax revenue shared by the State and the local option fire sales tax revenue – represents the largest single source of Town revenue and is a key window into the health of our local economy.

## Revenue - All Funds - Fiscal Year 2016



Based on a projected increase in sales tax revenue during the current fiscal year and our ongoing conservative approach to revenue estimating, the fiscal year 2016 budget anticipates very minimal growth over the budgeted fiscal year 2015 figures. The submitted fiscal year 2016 property tax revenues reflect an increased property tax rate – up twenty-five cents (\$0.25) to eighty cents (\$0.80) per \$100 of assessed valuation. This would be the first property tax increase in Atoka since 2007 and maintains our position as one of the lowest property tax rates in the region – and the absolute lowest tax rate in a full-service municipality in the area. Our approach has been one of very conservative revenue projections – an approach that has served the Town well in the past and minimized risk to revenue shortcomings. Exhibit 2 is located on page 8 and provides an overview of all Town's revenue for fiscal year 2016.

The proposed fiscal year 2016 budget anticipates expenditures totaling \$13,328,452 across the Town's funds. The General Fund is the largest component of the planned expenditures with expenses totaling more than \$10.4 million. Fiscal year 2016 is unique in that the costs associated with the Atoka Municipal Complex are captured in the budget – significantly increasing the planned expenditures and revenues when compared to previous years. A more detailed analysis of each fund is provided below.

## **General Fund** **Revenues**

The revenues for the General Fund's fiscal year 2015 which ends on June 30, 2015 are projected to be \$4,792,764 – approximately \$263,000 above the budgeted revenue of \$4,528,800. The single largest factor in the difference was a supplemental grant from Tipton County of \$100,000 that assisted in the purchase of a new fire engine. Additionally, strong sales tax revenue – benefiting both the local option and state shared revenue – and other smaller increases have produced a solid year in revenue for the Town.

While much of the news from the past fiscal year is good, there are a few areas that remain a concern. Interest income continues to be weak as interest rates on our investments remain historically low. Liquor inspection continue to be well below their levels prior to the mandated inspection fee reduction. We are also focused on continuing to grow our Parks Department programming offerings. With the recent addition of the Program Coordinator, our goal is to increase program participation and thereby revenue generated by the Department. While these may not be significant revenue sources, staff monitors every revenue stream to provide for sound fiscal management of the Town.

In fiscal year 2016, the Town plans to receive \$10,003,700 revenue compared to just over \$4.5 million in fiscal year 2015. While that is a significant increase, that number is driven primarily by the \$5.5 million in loan and grant proceeds from the Atoka Municipal Complex project.

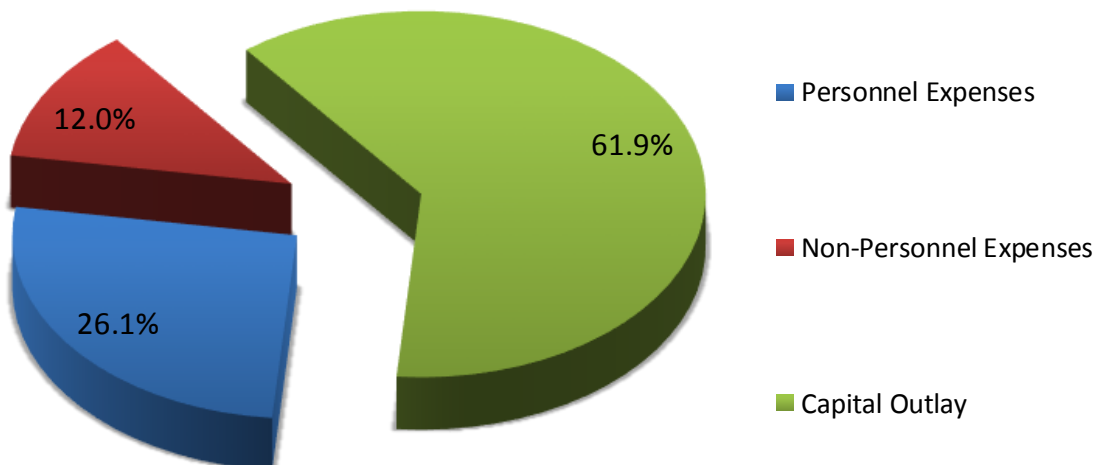
While we are cautiously optimistic that sales tax revenues will be continue to be strong in the coming year, the budget presented maintains a conservative, minimal-growth approach to revenue forecasting. All other revenues are expected to remain relatively stable, with only minor increases or decreases anticipated.

## **Expenditures**

The budget as presented anticipates General Fund expenditures of \$10,462,799 which is a significant increase from the \$4,818,474 approved in the fiscal year 2015 budget. The largest factor in this increase is the Atoka Municipal Complex construction project which significantly increases the capital expenditures in the new fiscal year. The budget as presented awards a three (3) percent across-the-board increase to all Town employees, continues the Town match on employee flexible spending accounts and the life insurance benefit for all full-time employees. As showed in the graphic below, personnel expenses comprise just over twenty-six (26) percent of all General Fund expenditures.

## **General Fund Expenditures - Fiscal Year 2016**

*by Category*

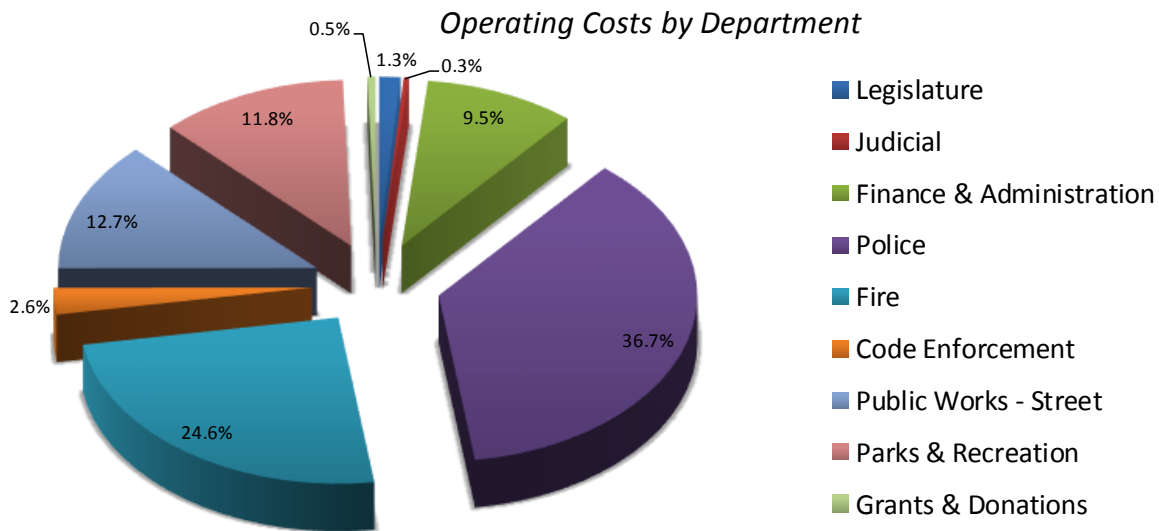


General fund expenditures are grouped into three (3) overall categories: personnel costs which include direct salaries, contributions to employee retirement programs, health insurance premiums and payroll taxes; non-personnel costs which include items like utility expenses, liability insurance, vehicle fuel and maintenance and postage; and capital costs which represent acquisitions or replacement of vehicles and major equipment. The first two of these categories can be grouped together and considered normal operating costs of the Town while capital costs become assets of the Town and are used for a period of time in service of the community.

Included in the General Fund expenditures are nearly \$6.5 million in planned capital purchases including operating equipment replacement and special projects. The largest portion of the Town's capital expenses in the coming year will be related to Atoka Municipal Complex project. For budget purposes, the project has been assigned to three operational departments – Administration, Police and Fire. While other Departments will operate from the facilities, the simplest way to present the costs for budgeting were in these three Departments. Other capital purchases in the General Fund include furnishings for the new facilities, driveway replacement at the Walker Parkway fire station, rehabilitation to the train playground area at Adkison Park and the Atoka Greenway Trail – Phase I. The budget also includes the replacement of two (2) Police Department vehicles in fiscal year 2016. During budget discussions last year, the Board directed staff to increase the mileage threshold on Police vehicle replacements – resulting in an increased useful life for each police vehicle and reducing the annual cost of each vehicle. With recent replacements in the Administration, Fire and Public Works fleets, no additional vehicles are planned for purchase this year.

The chart below shows General Fund expenditures on normal operating costs (personnel and non-personnel) without the inclusion of capital expenditures – providing a much more realistic view of how the Town spends its General Fund dollars in operating the municipal government.

## General Fund Expenditures - Fiscal Year 2016



In the coming fiscal year, our budget is focused on standing up the Atoka Fire Department, completion of the Atoka Municipal Complex project and progress on the Greenway Trail project. The most significant change from an operational standpoint in the new fiscal year will be the addition of the stand-alone Atoka Fire Department. Staffing levels in all departments will require ongoing review from staff and the Board as we move forward in delivering the services that our residents want and expect.

Town staff remains committed to finding ways to operate more efficiently and cost effectively to manage costs. Simple changes, like changing fuel vendors or eliminating late bill mailings, have the ability to significantly reduce our cost structure and our staff reviews those opportunities throughout the year in an effort to maximize every Town dollar spent.

Two final factors that will impact the General Fund in the coming fiscal year are the Atoka Roundabout project and a permanent home for Public Works. While the roundabout project is likely to be more of a pass-through as the Town spends state and STP funding on the project at full reimbursement, the Public Works facility will likely be a one-time capital expense. The Public Works Committee will begin meeting this summer to determine a course of action on that project and a budget amendment will be needed to fund it in the future.

The Town's General Fund reserve remains in excellent condition as we enter the new fiscal year. The solid nature of the General Fund balance has enabled the Board of Mayor and Aldermen to allocate funds towards special projects in the past and to fund principal debt service on the Town Hall project without impacting the operational costs of the Town.

### **Solid Waste Fund**

New to the fiscal year 2016 budget is the Solid Waste Fund. This new fund is a result of new reporting requirements regarding solid waste programs and the Town has adjusted its practices to comply with this new requirement. Since the billing and customer service functions of the trash program are provided by General Fund employees, there is a contribution from the Solid Waste Fund back to the General Fund to reimburse the General Fund for the billing costs and staff time used in managing the program.

### **State Street Aid Fund**

The State Street Aid Fund's primary source of revenue is State revenue sharing. These funds can be used for improvements and maintenance to the Town's road system. This year, the Town also proposes to draw down approximately \$405,000 in previously authorized infrastructure debt to complete major repaving projects on heavily traveled roads including Rosemark Road and Kimbrough Drive and in subdivisions throughout Atoka.

The revenues for the State Street Aid budget in fiscal year 2016 are anticipated to be \$625,810 and the budget anticipates spending approximately \$750,000 on road repair projects in the coming fiscal year. This will result in a draw down on the fund balance in the State Street Aid fund of approximately \$125,000 – leaving an end-of-year fund balance of \$279,705. As discussed last year, the decline in State Street Aid revenue will remain a challenge going forward; as vehicle fuel efficiency increases and more electric vehicles begin to take to the roads, the tax revenue generated for this fund continues to decline.

### **Drug Fund**

The Drug Fund's primary source of revenue is crime-related fines and forfeitures. These funds can be used for equipment and supplies in support of a local drug treatment program, drug education, drug enforcement activities and non-recurring capital expenditures. Last year, the Atoka Police Department acquired, among other things, a drug incineration trailer for use in disposing of unneeded prescription medication.

The Drug Fund is projected to begin the year with a \$111,742 fund balance and projected fiscal year 2016 revenues for the fund are anticipated to be \$13,500 with \$21,800 in expenses. While last year saw significant revenue to the Drug Fund, overall those revenues have declined in the past several fiscal years – a trend we do not expect to reverse itself in the next year. The extra funding received into the fund during fiscal year 2015 allowed the Town to make capital purchases for the Police Department fleet

without impacting the General Fund – a recognized one-time fix as the Atoka Police Department added new personnel in the 2015 fiscal year.

### **Water & Sewer Fund**

The Water & Sewer Fund is an area where the Town continues its solid management of the utility system of the Town.

The operational budget anticipates \$1,877,000 in revenues and \$1,853,853 in expenses. The primary sources of revenue for this fund are the fees assessed for delivery of water and sewer service. The revenue projections anticipate relatively flat revenue from both water and sewer collections and we expect to see an increase in our cost to acquire water from the Poplar Grove Utility District. In future years, the Town may need to consider a small rate increase in the water and sewer rates to absorb higher water purchase prices impacting the system. The budget also provides funding to begin design of a sewer expansion phase to complete the sewer system in Squires Grove. While funding for construction has yet to be identified, a system design will help us determine the financial needs for construction.

In fiscal year 2017, the Water & Sewer Fund will also begin paying rent to the Town for space in Town Hall and the Public Works facility. Since both of those facilities will be funded with General Fund dollars, the Water & Sewer Fund can pay a reasonable rent for the space they use.

### **Statement of Bonded Debt**

One significant area to note is that in fiscal year 2015, the Town retired two outstanding water and sewer revenue bonds. By retiring a total of \$313,000 of principal in 1999 and 2000 series revenue bonds, the Town will save \$235,000 in interest expense over the next twenty (20) years.

### **Staffing Levels**

Accompanying the expenditure request for each Department or fund is a Personnel Detail, outlining the number of elected, appointed, full-time and part-time employees approved for that Department. The fiscal year 2016 budget maintains current staffing levels in all Departments with the exception of the Fire Department which adds thirteen (13) full-time employees in the new fiscal year. Future fiscal years may see additional needs for personnel – especially in areas of public safety and Public Works.

### **Fleet Inventory & Capital Replacement Plan**

Staff has compiled a current fleet inventory and developed a capital replacement plan to help guide our capital investments over the next five years. Those two documents are also included in this budget book for your review. The inventory helps provide a picture of how many vehicles the Town maintains and their general age and condition while the capital plan allows us to schedule replacements over a five year period and plan for larger acquisitions that will need to be made.

### **Summary**

Like most years, this has been a challenging budget process for both staff and the elected officials. We have had very productive discussions about organizational priorities, how to meet the almost infinite desire for services with the finite resources available to pay for those services and how the Town should prepare to serve the community in the years ahead. As I've said before, budgeting is simply a statement of municipal priorities and from the budget as proposed, I believe that someone picking up this document with no other knowledge of our organization would easily identify these as our three **Priorities**:

*Public Facilities* – This budget proposes to invest nearly \$7 million in facilities and infrastructure to serve our Town for decades to come. From roads and greenway trails



to the Atoka Municipal Complex, these investments become assets to the Town, strengthen our balance sheet and serve our citizens all at the same time.

*Public Safety* – Never has Atoka focused such effort and dedicated so many resources to protecting the people and places of our Town as we will in fiscal year 2016. Day in and day out, Atoka will be a better place because she is being served by Police and Fire Departments that are absolutely second-to-none.


*Our People* – This budget continues the recognition that our employees are our greatest asset by investing in them, maintaining solid benefit programs and keeping their income in line with regional competitors. As we have seen in the recent firefighter recruitment process, the Town is viewed as a great employer that takes care of our employees – recognizing that they, in turn, are here to deliver great service to our community.

The past year has also seen a great deal of "rankings" floating around social media and the Internet about communities across the state. Rankings like "#1 Safest Town in Tennessee", "#4 Town with the Best Community", "#4 Best Town to Buy a House", "#2 Best Place for Young Families" speak highly of the people of Atoka, the services and facilities provided by their local government and the commitment that exists at the Town level to preserve the small-town feel of our tight-knit community even as we continue to grow to be the largest municipality in Tipton County.

When we look back at where we are as an organization today over where we were just a few years back, it is in many ways amazing to consider. More police officers on the street, the Atoka Fire Department in final preparations to begin service, a vibrant park system with incredibly popular amenities, growing subdivisions, the new municipal complex, commercial construction and more. We've launched new annual events like Rock the Block, the Atoka BBQ Fest, Santa's Ride, the Adksion Park Tree Lighting and an expanded Safe Night Out. We maintain an informative web presence and an engaging social media site – reaching out to our citizens and interacting with them in new and useful ways. We've recruited great people to work in our organization at all levels and equipped and empowered them to provide exceptional service back to our citizens. Most incredibly, we've done all of this while strengthening our balance sheet and running one of the most efficient, cost-effective, open and transparent municipal governments in the region. It's a team effort each and every day and, as the Mayor is fond of saying, it's amazing what we can do when it doesn't matter who gets the credit.

As an organization, the Town of Atoka, from the elected officials and management team to our front-line staff members, remains focused on providing outstanding service to our citizens without worrying about who gets the credit. In the end, if we leave our community stronger, healthier, more engaged and better, then let that be our credit. For me personally, it's a pleasure to serve Atoka and our whole team looks forward to providing great service in the future – service that exceeds expectations while keeping Atoka a vibrant, active and strong community that everyone can be proud to call home!

Respectfully submitted,



Brian Koral  
Town Administrator

*This page is intentionally left blank*

## EXHIBIT 2

### Revenue Estimate by Source – All Operating Funds Fiscal Year 2016

<b>Revenue Estimate</b>	
Local & State Taxes	
Property Tax	\$ 1,375,000
Sales Tax	\$ 1,905,000
Income Tax	\$ 14,000
Beer Tax	\$ 194,000
Liquor Tax	\$ 86,500
Franchise Fees	\$ 15,000
Tennessee Valley Authority Tax	\$ 90,000
<b>Total Local Taxes</b>	<b>\$ 3,679,500</b>
Intergovernmental Transfers	
State - Street Aid	\$ 625,810
State - City Streets & Transportation	\$ 17,000
Grants - Federal	\$ 1,000,000
Grants - State	\$ 410,200
Grants - County	\$ 32,000
<b>Total Intergovernmental Transfers</b>	<b>\$ 2,085,010</b>
Service Charges	
Water Collections	\$ 890,000
Sewer Collections	\$ 850,000
Trash Collections	\$ 390,000
Connection Fees	\$ 76,000
<b>Total Service Charges</b>	<b>\$ 2,206,000</b>
Licenses and Permits	
Building Permits	\$ 20,000
Other Licenses & Permits	\$ 2,000
Planning Submission Fees	\$ 1,000
<b>Total Licenses and Permits</b>	<b>\$ 23,000</b>
Other Revenues	
Penalties & Service Fees	\$ 47,500
Court Fines	\$ 55,000
Parks & Recreation Operations	\$ 138,000
Rental Income	\$ 12,000
Interest Income	\$ 34,000
Miscellaneous Income	\$ 30,000
Loan Proceeds - Atoka Municipal Complex	\$ 4,450,000
<b>Total Other Revenues</b>	<b>\$ 4,766,500</b>
<b>TOTAL ALL REVENUES</b>	<b>\$ 12,760,010</b>

### EXHIBIT 3

Assessed Valuation & Tax Levy Summary  
Fiscal Year 2016

<b>ASSESSED VALUATION</b>			
Year	Dollar Valuation		
2013	\$		171,874,697
2012	\$		173,483,362
2011	\$		172,693,140
2010	\$		167,159,060
2009	\$		157,468,810
2008	\$		121,213,857
2007	\$		109,202,777
2006	\$		94,977,349
2005	\$		81,149,771
2004	\$		70,355,071

<b>TAX RATE COMPARISON</b>				
Year	Tax Rate / \$100		Taxes Levied	
2013	\$	0.5550	\$	953,888
2012	\$	0.5550	\$	962,832
2011	\$	0.5550	\$	958,446
2010	\$	0.5550	\$	927,732
2009	\$	0.5550	\$	873,935
2008	\$	0.7000	\$	848,497
2007	\$	0.7000	\$	764,419
2006	\$	0.6000	\$	569,864
2005	\$	0.6000	\$	486,899
2004	\$	0.6000	\$	422,130

## EXHIBIT 4

### Statement of Bonded Debt & Debt Service Requirements Fiscal Year 2016

<b>Water &amp; Sewer Revenue Bond - 2004 Series</b>				
Fiscal Year	Principal	Interest	Total	Bonds & Interest
				\$ 765,360
2015	\$ 29,000	\$ 1,864	\$ 30,864	\$ 734,496
2016	\$ 30,000	\$ 1,792	\$ 31,792	\$ 702,704
2017	\$ 32,000	\$ 1,717	\$ 33,717	\$ 668,987
2018	\$ 33,000	\$ 1,637	\$ 34,637	\$ 634,350
2019	\$ 34,000	\$ 1,554	\$ 35,554	\$ 598,796
2020	\$ 35,000	\$ 1,469	\$ 36,469	\$ 562,327
2021	\$ 37,000	\$ 1,382	\$ 38,382	\$ 523,945
2022	\$ 38,000	\$ 1,289	\$ 39,289	\$ 484,656
2023	\$ 40,000	\$ 1,194	\$ 41,194	\$ 443,462
2024	\$ 41,000	\$ 1,094	\$ 42,094	\$ 401,368
2025	\$ 43,000	\$ 992	\$ 43,992	\$ 357,376
2026	\$ 45,000	\$ 884	\$ 45,884	\$ 311,492
2027	\$ 47,000	\$ 772	\$ 47,772	\$ 263,720
2028	\$ 48,000	\$ 654	\$ 48,654	\$ 215,066
2029	\$ 50,000	\$ 534	\$ 50,534	\$ 164,532
2030	\$ 52,000	\$ 409	\$ 52,409	\$ 112,123
2031	\$ 54,000	\$ 279	\$ 54,279	\$ 57,844
2032	\$ 57,000	\$ 144	\$ 57,144	\$ 700
2033	\$ 698	\$ 2	\$ 700	\$ -
	\$ 745,698	\$ 19,662	\$ 765,360	

<b>Water &amp; Sewer Revenue Bond - 2008 Series</b>				
<b>Fiscal Year</b>	<b>Principal</b>	<b>Interest</b>	<b>Total</b>	<b>Bonds &amp; Interest</b>
				\$ 300,800
2015	\$ 22,000	\$ 740	\$ 22,740	\$ 278,060
2016	\$ 23,000	\$ 685	\$ 23,685	\$ 254,375
2017	\$ 24,000	\$ 628	\$ 24,628	\$ 229,747
2018	\$ 25,000	\$ 568	\$ 25,568	\$ 204,179
2019	\$ 27,000	\$ 505	\$ 27,505	\$ 176,674
2020	\$ 28,000	\$ 438	\$ 28,438	\$ 148,236
2021	\$ 29,000	\$ 368	\$ 29,368	\$ 118,868
2022	\$ 31,000	\$ 295	\$ 31,295	\$ 87,573
2023	\$ 32,000	\$ 218	\$ 32,218	\$ 55,355
2024	\$ 34,000	\$ 138	\$ 34,138	\$ 21,217
2025	\$ 21,164	\$ 53	\$ 21,217	\$ -
	<u>\$ 296,164</u>	<u>\$ 4,636</u>	<u>\$ 300,800</u>	

<b>State Revolving Fund Loan - 2009</b>				
<b>Fiscal Year</b>	<b>Principal</b>	<b>Interest</b>	<b>Total</b>	<b>Bonds &amp; Interest</b>
				\$ 2,421,013
2015	\$ 101,824	\$ 28,456	\$ 130,280	\$ 2,290,733
2016	\$ 103,300	\$ 26,980	\$ 130,280	\$ 2,160,453
2017	\$ 104,796	\$ 25,483	\$ 130,279	\$ 2,030,174
2018	\$ 106,315	\$ 23,964	\$ 130,279	\$ 1,899,895
2019	\$ 107,857	\$ 22,422	\$ 130,279	\$ 1,769,616
2020	\$ 109,420	\$ 20,860	\$ 130,280	\$ 1,639,336
2021	\$ 111,006	\$ 19,273	\$ 130,279	\$ 1,509,057
2022	\$ 112,615	\$ 17,664	\$ 130,279	\$ 1,378,778
2023	\$ 114,247	\$ 16,032	\$ 130,279	\$ 1,248,499
2024	\$ 115,903	\$ 14,376	\$ 130,279	\$ 1,118,220
2025	\$ 117,583	\$ 12,696	\$ 130,279	\$ 987,941
2026	\$ 119,288	\$ 10,991	\$ 130,279	\$ 857,662
2027	\$ 121,018	\$ 9,262	\$ 130,280	\$ 727,382
2028	\$ 122,772	\$ 7,507	\$ 130,279	\$ 597,103
2029	\$ 124,552	\$ 5,728	\$ 130,280	\$ 466,823
2030	\$ 126,356	\$ 3,923	\$ 130,279	\$ 336,544
2031	\$ 128,189	\$ 2,090	\$ 130,279	\$ 206,265
2032	\$ 75,623	\$ 363	\$ 75,986	
	<u>\$ 2,022,664</u>	<u>\$ 268,070</u>	<u>\$ 2,290,734</u>	



FISCAL YEAR 2016 TOWN BUDGET

# Revenues & Expenditures - General Fund

Revenue Estimate						
Account Code	Description	FY2014 Actual	FY 2015 Approved Budget	FY 2015 Projected Year End	FY 2016 Submitted Budget	FY 2016 Adopted Budget
<b>Local Taxes</b>						
31200	Tax - Local Property	\$ 968,318	\$ 950,000	\$ 954,000	\$ 1,375,000	\$ 1,375,000
31250	Fines - Penalties	\$ 5,221	\$ 5,000	\$ 5,500	\$ 5,000	\$ 5,000
31220	Fines - Property Maintenance Lien	\$ 7,620	\$ 5,000	\$ 3,000	\$ 5,000	\$ 5,000
31610	Tax - Local Sales	\$ 824,177	\$ 880,000	\$ 925,000	\$ 890,000	\$ 890,000
31611	Tax - Local Sales - Fire Protection	\$ 333,092	\$ 395,000	\$ 415,000	\$ 400,000	\$ 400,000
31710	Tax - Beer Distributor	\$ 200,164	\$ 190,000	\$ 195,000	\$ 190,000	\$ 190,000
31720	Tax - Liquor Distributor	\$ 78,954	\$ 90,000	\$ 78,000	\$ 80,000	\$ 80,000
31912	Franchise Fee - Milington Cable	\$ 24,382	\$ 15,000	\$ 12,000	\$ 15,000	\$ 15,000
<b>Total Local Taxes</b>		<b>\$ 2,441,927</b>	<b>\$ 2,530,000</b>	<b>\$ 2,587,500</b>	<b>\$ 2,960,000</b>	<b>\$ 2,960,000</b>
<b>Licenses, Permits</b>						
32610	Fees - Building Permits	\$ 21,771	\$ 20,000	\$ 13,500	\$ 20,000	\$ 20,000
32690	Fees - Other Licenses & Permits	\$ 3,250	\$ 2,000	\$ 1,700	\$ 2,000	\$ 2,000
32700	Fees - Planning	\$ 1,540	\$ 1,000	\$ 3,900	\$ 1,000	\$ 1,000
<b>Total Licenses, Permits</b>		<b>\$ 26,561</b>	<b>\$ 23,000</b>	<b>\$ 19,100</b>	<b>\$ 23,000</b>	<b>\$ 23,000</b>
<b>Intergovernmental Revenue</b>						
33100	Grant - Federal	\$ -	\$ 500,000	\$ -	\$ 1,000,000	\$ 1,000,000
33400	Grant - State	\$ 579,593	\$ 150,000	\$ 675,000	\$ 400,000	\$ 400,000
33410	Grant - Police Supplement	\$ -	\$ 10,200	\$ 10,200	\$ 10,200	\$ 10,200
33420	Grant - State - Local Parks & Rec Fund	\$ 157,809	\$ -	\$ -	\$ -	\$ -
33490	Grant - State - TRIP Director	\$ 2,885	\$ -	\$ -	\$ -	\$ -
33510	Tax - State Sales	\$ 601,536	\$ 580,000	\$ 610,000	\$ 615,000	\$ 615,000
33520	Tax - State Income	\$ 28,039	\$ 14,000	\$ 28,039	\$ 14,000	\$ 14,000
33530	Tax - State Beer	\$ 3,969	\$ 2,300	\$ 4,000	\$ 4,000	\$ 4,000
33540	Tax - State Mixed Drink	\$ 6,484	\$ 4,500	\$ 8,000	\$ 6,500	\$ 6,500
33552	State City Streets & Transportation	\$ 17,164	\$ 16,500	\$ 17,200	\$ 17,000	\$ 17,000
33591	PILOT Payment - TVA	\$ 92,791	\$ 90,000	\$ 92,000	\$ 90,000	\$ 90,000
33710	Grant - Tipton County Fire	\$ 45,454	\$ 22,000	\$ 122,000	\$ 22,000	\$ 22,000
	State Street Aid Revenue	\$ -	\$ -	\$ -	\$ -	\$ -
<b>Total State Taxes, Miscellaneous Grants</b>		<b>\$ 1,535,723</b>	<b>\$ 1,389,500</b>	<b>\$ 1,566,439</b>	<b>\$ 2,178,700</b>	<b>\$ 2,178,700</b>

Account Code	Description	FY2014 Actual	FY 2015 Approved Budget	FY 2015 Projected Year End	FY 2016 Submitted Budget	FY 2016 Adopted Budget
<b>Charges for Services</b>						
34410	Solid Waste - Residential Collection	\$ 305,303	\$ 360,000	\$ 337,000	\$ -	\$ -
34411	Solid Waste - Fees / Penalties	\$ -	\$ -	\$ -	\$ -	\$ -
34412	Solid Waste - Brush Collection	\$ -	\$ -	\$ -	\$ -	\$ -
34610	Safe Night Out - Donations / Grants	\$ 3,315	\$ 3,300	\$ 2,900	\$ 3,000	\$ 3,000
34611	Special Events - Donations / Sales	\$ 4,520	\$ -	\$ 4,600	\$ 4,000	\$ 4,000
34741	Parks & Recreation - Program Fees	\$ 9,663	\$ 9,000	\$ 12,000	\$ 9,000	\$ 9,000
34745	Parks & Recreation - Concessions	\$ 50,010	\$ 70,000	\$ 65,000	\$ 75,000	\$ 75,000
34746	Parks & Recreation - BBQ Festival	\$ 37,307	\$ 40,000	\$ 40,000	\$ 45,000	\$ 45,000
34747	Parks & Recreation - Facility Rentals	\$ 1,050	\$ 1,000	\$ 3,000	\$ 2,000	\$ 2,000
<b>Total Charges for Services</b>		<b>\$ 411,168</b>	<b>\$ 483,300</b>	<b>\$ 464,500</b>	<b>\$ 138,000</b>	<b>\$ 138,000</b>
<b>Fines and Other Revenues</b>						
35100	Fines - Court	\$ 60,473	\$ 55,000	\$ 57,500	\$ 55,000	\$ 55,000
36100	Miscellaneous - Interest Income	\$ 16,510	\$ 16,000	\$ 14,000	\$ 12,000	\$ 12,000
36210	Rental - Rural Metro Rental Income	\$ 4,044	\$ -	\$ -	\$ -	\$ -
36220	Rental - Tower Rental Income	\$ 12,000	\$ 12,000	\$ 12,000	\$ 12,000	\$ 12,000
36330	Miscellaneous - Disposal of Equipment	\$ -	\$ -	\$ -	\$ -	\$ -
36350	Miscellaneous - Insurance Recoveries	\$ 31,754	\$ -	\$ 45,725	\$ -	\$ -
36400	Miscellaneous - Donations from Citizens	\$ -	\$ -	\$ 1,000	\$ -	\$ -
36555	Miscellaneous - Revenue	\$ 43,359	\$ 20,000	\$ 25,000	\$ 25,000	\$ 25,000
	Miscellaneous - Loan Proceeds - Mun. Complex	\$ -	\$ -	\$ -	\$ 4,450,000	\$ 4,450,000
	Miscellaneous - Loan Proceeds - Road Projects	\$ -	\$ -	\$ -	\$ 405,810	\$ 405,810
<b>Total Fines, Rentals, Miscellaneous</b>		<b>\$ 168,139</b>	<b>\$ 103,000</b>	<b>\$ 155,225</b>	<b>\$ 4,959,810</b>	<b>\$ 4,959,810</b>
<b>Contributions (To) / From</b>						
	Solid Waste Fund	\$ -	\$ -	\$ -	\$ 150,000	\$ 150,000
	State Street Aid Fund	\$ -	\$ -	\$ -	\$ (405,810)	\$ (405,810)
	Drug Fund	\$ -	\$ -	\$ -	\$ -	\$ -
	Water & Sewer Fund	\$ -	\$ -	\$ -	\$ -	\$ -
<b>Total Contributions To / From</b>		<b>\$ -</b>	<b>\$ -</b>	<b>\$ -</b>	<b>\$ (255,810)</b>	<b>\$ (255,810)</b>
<b>TOTAL REVENUE</b>		<b>\$ 4,583,519</b>	<b>\$ 4,528,800</b>	<b>\$ 4,792,764</b>	<b>\$ 10,003,700</b>	<b>\$ 10,003,700</b>



## Personnel Detail

Function: General Government  
 Fund: General  
 Department: Legislature  
 Activity: Elected Officials  
 Fund / Dept. No.: 110 / 41100

Personnel Position	Salary / Grade		Number of Officials		
			Current	Proposed	Approved
<u>Elected / Appointed</u>					
Mayor	\$ 18,000 / year		1	1	1
Alderman - 2010 Class	\$ 50 / meeting		3	3	3
Alderman - 2012 Class	\$ 200 / month		3	3	3
Alderman - 2014 Class	\$ 200 / month		0	3	3
Planning & Zoning Commissioner	\$ 100 / meeting		6	6	6
<b>Total Elected / Appointed</b>			13	16	16
<u>Full-time</u>					
<b>Total Full Time</b>			0	0	0
<u>Part-time</u>					
<b>Total Part Time</b>			0	0	0

## Expenditure Summary

Function:	General Government
Fund:	General
Department:	Legislature
Activity:	Elected Officials
Fund / Dept. No.:	110 / 41100

Account Code	Description	FY2014 Actual	FY 2015 Approved Budget	FY 2015 Projected Year End	FY 2016 Submitted Budget	FY 2016 Adopted Budget
Personnel Services						
161	Board and Committee Members	\$ 22,983	\$ 34,000	\$ 34,000	\$ 40,000	\$ 40,000
141	OASI	\$ 1,846	\$ 2,601	\$ 2,601	\$ 3,060	\$ 3,060
143	Retirement	\$ 1,205	\$ 1,314	\$ 1,300	\$ 1,300	\$ 1,300
<b>Total Personnel Services</b>		<b>\$ 26,034</b>	<b>\$ 37,915</b>	<b>\$ 37,901</b>	<b>\$ 44,360</b>	<b>\$ 44,360</b>
Non-Personnel Services						
171	Other Professional Services - Election	\$ -	\$ 1,000	\$ 530	\$ -	\$ -
235	Association Memberships, Registrations	\$ 2,469	\$ 2,500	\$ 2,345	\$ 2,500	\$ 2,500
239	Other Fees & Dues	\$ 200	\$ 7,000	\$ 200	\$ 1,000	\$ 1,000
280	Travel - Meetings, Training & Education		\$ 500	\$ -	\$ 500	\$ 500
299	Miscellaneous	\$ 996	\$ 2,500	\$ 4,000	\$ 4,000	\$ 4,000
510	Property & Liability Insurance		\$ -	\$ -	\$ -	\$ -
<b>Total Non-Personnel Services</b>		<b>\$ 3,665</b>	<b>\$ 13,500</b>	<b>\$ 7,075</b>	<b>\$ 8,000</b>	<b>\$ 8,000</b>
Capital Improvements						
900	Capital Outlay	\$ -	\$ -	\$ -	\$ -	\$ -
<b>Total Capital Improvements</b>		<b>\$ -</b>	<b>\$ -</b>	<b>\$ -</b>	<b>\$ -</b>	<b>\$ -</b>
<b>TOTAL EXPENDITURES</b>		<b>\$ 29,699</b>	<b>\$ 51,415</b>	<b>\$ 44,976</b>	<b>\$ 52,360</b>	<b>\$ 52,360</b>

**Personnel Detail**

Function: General Government  
 Fund: General  
 Department: Judicial  
 Activity: Municipal Court  
 Fund / Dept. No.: 110 / 41200

Personnel Position	Salary / Grade	Number of Employees		
		Current	Proposed	Approved
<u>Appointed</u>				
Municipal Judge		1	1	1
<b>Total Elected</b>		<b>1</b>	<b>1</b>	<b>1</b>
<u>Full-time</u>				
<b>Total Full Time</b>		<b>0</b>	<b>0</b>	<b>0</b>
<u>Part-time</u>				
<b>Total Part Time</b>		<b>0</b>	<b>0</b>	<b>0</b>

## Expenditure Summary

Function:	General Government
Fund:	General
Department:	Judicial
Activity:	Municipal Court
Fund / Dept. No.:	110 / 41200

Account Code	Description	FY2014 Actual	FY 2015 Approved Budget	FY 2015 Projected Year End	FY 2016 Submitted Budget	FY 2016 Adopted Budget
Personnel Services						
111	Municipal Court Judge	\$ 3,600	\$ 4,200	\$ 4,200	\$ 4,200	\$ 4,200
<b>Total Personnel Services</b>		<b>\$ 3,600</b>	<b>\$ 4,200</b>	<b>\$ 4,200</b>	<b>\$ 4,200</b>	<b>\$ 4,200</b>
Non-Personnel Services						
734	State of TN Fines, Violations	\$ 9,602	\$ 8,400	\$ 10,000	\$ 8,400	\$ 8,400
<b>Total Non-Personnel Services</b>		<b>\$ 9,602</b>	<b>\$ 8,400</b>	<b>\$ 10,000</b>	<b>\$ 8,400</b>	<b>\$ 8,400</b>
Capital Improvements						
<b>Total Capital Improvements</b>		<b>\$ -</b>	<b>\$ -</b>	<b>\$ -</b>	<b>\$ -</b>	<b>\$ -</b>
<b>TOTAL EXPENDITURES</b>		<b>\$ 13,202</b>	<b>\$ 12,600</b>	<b>\$ 14,200</b>	<b>\$ 12,600</b>	<b>\$ 12,600</b>

Personnel Detail					
Function:	General Government				
Fund:	General				
Department:	Administration				
Activity:	Administration				
Fund / Dept. No.:	110 / 41500				
			Number of Employees		
Personnel Position	Salary / Grade		Current	Proposed	Approved
<u>Elected</u>					
<b>Total Elected</b>			0	0	0
<u>Full-time</u>					
Town Administrator			0.5	0.5	0.5
Town Recorder			0.5	0.5	0.5
Clerk			1	1	1
<b>Total Full Time</b>			2	2	2
<u>Part-time</u>					
<b>Total Part Time</b>			0	0	0

## Expenditure Summary

Function: General Government  
 Fund: General  
 Department: Administration  
 Activity: Administration  
 Fund / Dept. No.: 110 / 41500

Account Code	Description	FY2014 Actual	FY 2015 Approved Budget	FY 2015 Projected Year End	FY 2016 Submitted Budget	FY 2016 Adopted Budget
<b>Personnel Services</b>						
111	Salaries	\$ 95,452	\$ 91,132	\$ 99,000	\$ 94,318	\$ 94,318
113	Overtime	\$ 493	\$ 2,000	\$ -	\$ 2,000	\$ 2,000
132	Longevity Bonus	\$ 600	\$ 900	\$ 780	\$ 690	\$ 690
141	OASI	\$ 6,392	\$ 7,364	\$ 7,574	\$ 7,612	\$ 7,612
142	Employee Insurance	\$ 24,557	\$ 21,625	\$ 21,625	\$ 21,625	\$ 21,625
143	Retirement	\$ 6,626	\$ 7,027	\$ 7,227	\$ 7,264	\$ 7,264
147	Unemployment Insurance	\$ 173	\$ -	\$ 150	\$ 150	\$ 150
149	Other Employer Contributions - FSA	\$ 2,100	\$ 2,500	\$ 2,800	\$ 2,500	\$ 2,500
<b>Total Personnel Services</b>		<b>\$ 136,393</b>	<b>\$ 132,548</b>	<b>\$ 139,156</b>	<b>\$ 136,159</b>	<b>\$ 136,159</b>
<b>Non-Personnel Services</b>						
200	Recorder Meetings	\$ -	\$ -	\$ -	\$ -	\$ -
211	Postage, Box Rental, etc.	\$ 2,373	\$ 2,000	\$ 3,800	\$ 3,500	\$ 3,500
220	Printing, Publication and Subscriptions	\$ 7,258	\$ 5,200	\$ 5,000	\$ 5,500	\$ 5,500
235	Association Memberships, Registrations	\$ 7,191	\$ 5,000	\$ 7,250	\$ 7,300	\$ 7,300
237	Miscellaneous - Atoka Beautification	\$ 8,738	\$ 15,000	\$ 10,000	\$ 15,000	\$ 15,000
240	Utilities & Telephone	\$ 29,173	\$ 26,000	\$ 29,000	\$ 29,000	\$ 29,000
250	Professional Services - Audit, Engineering	\$ 9,849	\$ 100,000	\$ 95,000	\$ 60,000	\$ 60,000
252	Professional Services - Legal	\$ 8,136	\$ 7,000	\$ 6,000	\$ 7,000	\$ 7,000
254	Professional Services - Safe Room	\$ -	\$ 100,000	\$ 25,000	\$ -	\$ -
280	Travel - Meetings, Training & Education	\$ 5,994	\$ 7,000	\$ 1,600	\$ 12,000	\$ 12,000
292	Contract Services - IT & Website	\$ 35,759	\$ 20,000	\$ 24,000	\$ 25,000	\$ 25,000
298	Settlements	\$ 55,000	\$ -	\$ -	\$ -	\$ -
299	Miscellaneous	\$ 6,003	\$ 10,000	\$ 7,000	\$ 7,000	\$ 7,000
310	Office Supplies	\$ 6,440	\$ 7,500	\$ 7,000	\$ 7,500	\$ 7,500
326	Uniforms and Clothing	\$ 126	\$ -	\$ -	\$ -	\$ -
330	Janitor, Maintenance & Repair	\$ 20,227	\$ 22,000	\$ 18,000	\$ 20,000	\$ 20,000
331	Vehicle - Fuel	\$ 202	\$ 1,500	\$ 50	\$ 800	\$ 800
332	Vehicle - Parts & Repairs	\$ 436	\$ 500	\$ 700	\$ 700	\$ 700
510	Property & Liability Insurance	\$ 36,036	\$ 35,000	\$ 36,354	\$ 40,000	\$ 40,000
<b>Total Non-Personnel Services</b>		<b>\$ 238,941</b>	<b>\$ 363,700</b>	<b>\$ 275,754</b>	<b>\$ 240,300</b>	<b>\$ 240,300</b>
<b>Capital Improvements</b>						
900	Capital Outlay	\$ 317,430	\$ -	\$ 4,200	\$ 2,148,400	\$ 2,148,400
<b>Total Capital Improvements</b>		<b>\$ 317,430</b>	<b>\$ -</b>	<b>\$ 4,200</b>	<b>\$ 2,148,400</b>	<b>\$ 2,148,400</b>
<b>TOTAL EXPENDITURES</b>		<b>\$ 692,764</b>	<b>\$ 496,248</b>	<b>\$ 419,110</b>	<b>\$ 2,524,859</b>	<b>\$ 2,524,859</b>

Personnel Detail					
Function:	General Government				
Fund:	General				
Department:	Police				
Activity:	Law Enforcement, Investigations				
Fund / Dept. No.:	110 / 42100				
Personnel Position	Salary / Grade		Number of Employees		
			Current	Proposed	Approved
<u>Elected</u>					
<b>Total Elected</b>			0	0	0
<u>Full-time</u>					
Police Chief			1	1	1
Captain			1	1	1
Sergeant			3	3	3
Investigator			2	2	2
Police Officer			10	10	10
Police Clerk			1	1	1
<b>Total Full Time</b>			18	18	18
<u>Part-time</u>					
Investigator - Narcotics			1	1	1
Police Officer			3	3	3
Traffic Control			1	1	1
<b>Total Part Time</b>			5	5	5

## Expenditure Summary

Function:	General Government
Fund:	General
Department:	Police
Activity:	Law Enforcement, Investigations
Fund / Dept. No.:	110 / 42100

Account Code	Description	FY2014 Actual	FY 2015 Approved Budget	FY 2015 Projected Year End	FY 2016 Submitted Budget	FY 2016 Adopted Budget
<b>Personnel Services</b>						
111	Salaries	\$ 778,027	\$ 826,297	\$ 825,000	\$ 844,873	\$ 844,873
123	Overtime	\$ 21,117	\$ 23,000	\$ 17,000	\$ 25,500	\$ 25,500
132	Longevity Bonus	\$ 7,260	\$ 8,340	\$ 8,040	\$ 7,080	\$ 7,080
135	Holiday Pay	\$ -	\$ 35,609	\$ 35,609	\$ 35,609	\$ 35,609
141	OASI	\$ 58,242	\$ 67,926	\$ 65,837	\$ 69,849	\$ 69,849
142	Employee Insurance	\$ 126,546	\$ 137,900	\$ 160,000	\$ 130,570	\$ 130,570
143	Retirement	\$ 51,532	\$ 63,647	\$ 61,000	\$ 62,180	\$ 62,180
147	Unemployment Insurance	\$ 1,618		\$ 2,000	\$ 2,000	\$ 2,000
149	Other Employer Contributions - FSA	\$ 4,550	\$ 4,500	\$ 3,630	\$ 4,500	\$ 4,500
<b>Total Personnel Services</b>		<b>\$ 1,048,892</b>	<b>\$ 1,167,219</b>	<b>\$ 1,178,116</b>	<b>\$ 1,182,161</b>	<b>\$ 1,182,161</b>
<b>Non-Personnel Services</b>						
235	Memberships, Registration Fees and Tuition	\$ 159	\$ 200	\$ -	\$ 200	\$ 200
240	Utilities & Telephone	\$ 26,412	\$ 27,000	\$ 25,000	\$ 27,000	\$ 27,000
249	Other Utility Services - E 911	\$ 53,000	\$ 40,000	\$ 40,000	\$ 40,000	\$ 40,000
266	Repair & Maintenance - Buildings	\$ 618	\$ 750	\$ 550	\$ 550	\$ 550
280	Travel - Meetings, Training & Education	\$ 10,597	\$ 16,000	\$ 16,000	\$ 16,000	\$ 16,000
285	Investigations	\$ 231	\$ 400	\$ -	\$ -	\$ -
290	K-9	\$ 1,313	\$ 2,000	\$ 2,600	\$ 2,500	\$ 2,500
292	Contract Services - IT & Website	\$ 8,701	\$ 8,000	\$ 9,200	\$ 9,200	\$ 9,200
299	Miscellaneous	\$ 1,696	\$ 3,000	\$ 3,000	\$ 3,000	\$ 3,000
310	Office Supplies and Materials	\$ 305	\$ 800	\$ -	\$ 2,000	\$ 2,000
326	Clothing, Uniforms and Related Supplies	\$ 14,642	\$ 18,000	\$ 18,000	\$ 18,000	\$ 18,000
330	Repair and Maintenance Supplies	\$ -	\$ 100	\$ -	\$ -	\$ -
331	Vehicle - Fuel	\$ 88,439	\$ 85,000	\$ 50,000	\$ 60,000	\$ 60,000
332	Vehicle - Parts & Repairs	\$ 24,440	\$ 8,500	\$ 23,000	\$ 25,000	\$ 25,000
510	Property & Liability Insurance	\$ 58,962	\$ 52,000	\$ 53,962	\$ 53,962	\$ 53,962
531	Building & Office Rental	\$ 21,500	\$ 31,500	\$ 31,500	\$ 21,000	\$ 21,000
<b>Total Non-Personnel Services</b>		<b>\$ 311,015</b>	<b>\$ 293,250</b>	<b>\$ 272,812</b>	<b>\$ 278,412</b>	<b>\$ 278,412</b>
<b>Capital Improvements</b>						
900	Capital Outlay	\$ 49,690	\$ 13,500	\$ 13,500	\$ 2,236,700	\$ 2,236,700
<b>Total Capital Improvements</b>		<b>\$ 49,690</b>	<b>\$ 13,500</b>	<b>\$ 13,500</b>	<b>\$ 2,236,700</b>	<b>\$ 2,236,700</b>
<b>TOTAL EXPENDITURES</b>		<b>\$ 1,409,597</b>	<b>\$ 1,473,969</b>	<b>\$ 1,464,428</b>	<b>\$ 3,697,273</b>	<b>\$ 3,697,273</b>



### Personnel Detail

Function: General Government  
 Fund: General  
 Department: Fire  
 Activity: Fire Protection  
 Fund / Dept. No.: 110 / 42200

Personnel Position	Salary / Grade	Number of Employees		
		Current	Proposed	Approved
<u>Elected</u>				
<b>Total Elected</b>		0	0	0
<u>Full-time</u>				
Fire Chief		0	1	1
Lieutenant		0	3	3
Firefighter & Paramedic / EMT		0	9	9
<b>Total Full Time</b>		0	13	13
<u>Part-time</u>				
Reserve Firefighter / EMT		0	10	10
<b>Total Part Time</b>		0	10	10

## Expenditure Summary

Function:	General Government
Fund:	General
Department:	Fire
Activity:	Fire Protection
Fund / Dept. No.:	110 / 42200

Account Code	Description	FY2014 Actual	FY 2015 Approved Budget	FY 2015 Projected Year End	FY 2016 Submitted Budget	FY 2016 Adopted Budget
<b>Personnel Services</b>						
111	Salaries	\$ -	\$ -	\$ 100,000	\$ 563,986	\$ 563,986
123	Overtime / Reserve Stipend	\$ -	\$ -	\$ -	\$ 30,000	\$ 30,000
132	Longevity Bonus	\$ -	\$ -	\$ -	\$ -	\$ -
135	Holiday Pay	\$ -	\$ -	\$ -	\$ 22,500	\$ 22,500
141	OASI	\$ -	\$ -	\$ 7,650	\$ 47,161	\$ 47,161
142	Employee Insurance	\$ -	\$ -	\$ 12,000	\$ 128,855	\$ 128,855
143	Retirement	\$ -	\$ -	\$ 7,300	\$ 45,004	\$ 45,004
147	Unemployment Insurance	\$ -	\$ -	\$ -	\$ -	\$ -
149	Other Employer Contributions - FSA	\$ -	\$ -	\$ 350	\$ 4,900	\$ 4,900
<b>Total Personnel Services</b>		<b>\$ -</b>	<b>\$ -</b>	<b>\$ 127,300</b>	<b>\$ 842,406</b>	<b>\$ 842,406</b>
<b>Non-Personnel Services</b>						
235	Memberships, Registration Fees and Tuition	\$ -	\$ -	\$ -	\$ 2,000	\$ 2,000
240	Utilities & Telephone	\$ 10,773	\$ 11,000	\$ 11,000	\$ 11,000	\$ 11,000
249	Other Utility Services - E 911	\$ -	\$ 17,000	\$ 16,650	\$ 17,000	\$ 17,000
266	Repair & Maintenance - Buildings	\$ -	\$ 5,000	\$ 10,000	\$ 16,000	\$ 16,000
280	Travel - Meetings, Training & Education	\$ -	\$ 5,000	\$ 1,500	\$ 10,000	\$ 10,000
290	Fire Fee - Munford	\$ 363,018	\$ 725,000	\$ 375,000	\$ -	\$ -
292	Contract Services - IT & Website	\$ -	\$ -	\$ 375	\$ 4,000	\$ 4,000
299	Miscellaneous	\$ 234	\$ 5,000	\$ 6,000	\$ 8,000	\$ 8,000
310	Office Supplies and Materials	\$ 654	\$ 800	\$ 200	\$ 1,000	\$ 1,000
320	Operating Supplies	\$ -	\$ 5,000	\$ 1,500	\$ 5,000	\$ 5,000
326	Clothing, Uniforms and Related Supplies	\$ -	\$ 10,000	\$ 8,000	\$ 10,000	\$ 10,000
330	Repair and Maintenance Supplies	\$ 11,136	\$ 20,000	\$ 4,500	\$ 20,000	\$ 20,000
331	Vehicle - Fuel	\$ 762	\$ 5,000	\$ 3,500	\$ 6,000	\$ 6,000
332	Vehicle - Parts & Repairs	\$ -	\$ 10,000	\$ 1,200	\$ 10,000	\$ 10,000
333	Equipment Maintenance	\$ 8,727	\$ 15,000	\$ 10,000	\$ 15,000	\$ 15,000
360	Fundraising - T-shirts, etc.	\$ -	\$ -	\$ 1,566	\$ -	\$ -
510	Property & Liability Insurance	\$ 4,440	\$ 5,000	\$ 5,455	\$ 5,000	\$ 5,000
<b>Total Non-Personnel Services</b>		<b>\$ 399,744</b>	<b>\$ 838,800</b>	<b>\$ 456,446</b>	<b>\$ 138,000</b>	<b>\$ 138,000</b>
<b>Capital Improvements</b>						
900	Capital Outlay	\$ -	\$ 530,000	\$ 800,000	\$ 1,499,700	\$ 1,499,700
<b>Total Capital Improvements</b>		<b>\$ -</b>	<b>\$ 530,000</b>	<b>\$ 800,000</b>	<b>\$ 1,499,700</b>	<b>\$ 1,499,700</b>
<b>TOTAL EXPENDITURES</b>		<b>\$ 399,744</b>	<b>\$ 1,368,800</b>	<b>\$ 1,383,746</b>	<b>\$ 2,480,106</b>	<b>\$ 2,480,106</b>

**Personnel Detail**

Function: General Government  
 Fund: General  
 Department: Planning & Inspection  
 Activity: Code Enforcement, Building Inspection  
 Fund / Dept. No.: 110 / 42400

Personnel Position	Salary / Grade	Number of Employees		
		Current	Proposed	Approved
<u>Elected</u>				
<b>Total Elected</b>		0	0	0
<u>Full-time</u>				
Code Enforcement Officer		1	1	1
<b>Total Full Time</b>		1	1	1
<u>Part-time</u>				
<b>Total Part Time</b>		0	0	0

## Expenditure Summary

Function:	General Government
Fund:	General
Department:	Planning & Inspection
Activity:	Code Enforcement, Building Inspection
Fund / Dept. No.:	110 / 42400

Account Code	Description	FY2014 Actual	FY 2015 Approved Budget	FY 2015 Projected Year End	FY 2016 Submitted Budget	FY 2016 Adopted Budget
<b>Personnel Services</b>						
111	Salaries	\$ 39,356	\$ 41,934	\$ 41,900	\$ 42,312	\$ 42,312
123	Overtime	\$ 45	\$ 1,000	\$ 60	\$ 500	\$ 500
132	Longevity Bonus	\$ 300	\$ 360	\$ 360	\$ 420	\$ 420
141	OASI	\$ 2,608	\$ 3,242	\$ 3,205	\$ 3,307	\$ 3,307
142	Employee Insurance	\$ 17,728	\$ 15,965	\$ 15,965	\$ 15,965	\$ 15,965
143	Retirement	\$ 2,810	\$ 3,094	\$ 3,088	\$ 3,156	\$ 3,156
147	Unemployment Insurance	\$ 72	\$ 100	\$ 100	\$ 100	\$ 100
149	Other Employer Contributions - FSA	\$ 350	\$ 350	\$ 350	\$ 350	\$ 350
<b>Total Personnel Services</b>		<b>\$ 63,269</b>	<b>\$ 66,045</b>	<b>\$ 65,028</b>	<b>\$ 66,111</b>	<b>\$ 66,111</b>
<b>Non-Personnel Services</b>						
220	Printing, Duplicating, Typing and Binding	\$ 79	\$ 150	\$ 150	\$ 150	\$ 150
235	Association Memberships, Registrations	\$ 320	\$ 500	\$ 200	\$ 400	\$ 400
240	Utility Services	\$ 960	\$ 960	\$ 800	\$ 960	\$ 960
252	Professional Services - Legal	\$ -	\$ -	\$ 1,220	\$ 1,000	\$ 1,000
257	Planning & Zoning Services	\$ 12,878	\$ 15,000	\$ 15,000	\$ 15,000	\$ 15,000
280	Travel - Meetings, Training & Education	\$ 1,416	\$ 1,500	\$ 200	\$ 1,000	\$ 1,000
299	Miscellaneous	\$ -	\$ 700	\$ 350	\$ 600	\$ 600
320	Supplies	\$ 605	\$ 700	\$ 600	\$ 700	\$ 700
326	Clothing, Uniforms and Related Supplies	\$ -	\$ -	\$ 400	\$ 400	\$ 400
330	Repair and Maintenance Supplies	\$ 6,597	\$ 6,000	\$ 12,000	\$ 13,000	\$ 13,000
331	Vehicle - Fuel	\$ 68	\$ 1,200	\$ 700	\$ 800	\$ 800
332	Vehicle - Parts & Repairs	\$ -	\$ -	\$ 300	\$ 300	\$ 300
510	Property & Liability Insurance	\$ 2,467	\$ 2,600	\$ 2,475	\$ 2,600	\$ 2,600
<b>Total Non-Personnel Services</b>		<b>\$ 25,390</b>	<b>\$ 29,310</b>	<b>\$ 34,395</b>	<b>\$ 36,910</b>	<b>\$ 36,910</b>
<b>Capital Improvements</b>						
900	Capital Outlay	\$ 1,035	\$ -	\$ -	\$ -	\$ -
<b>Total Capital Improvements</b>		<b>\$ 1,035</b>	<b>\$ -</b>	<b>\$ -</b>	<b>\$ -</b>	<b>\$ -</b>
<b>TOTAL EXPENDITURES</b>		<b>\$ 89,694</b>	<b>\$ 95,355</b>	<b>\$ 99,423</b>	<b>\$ 103,021</b>	<b>\$ 103,021</b>

## Personnel Detail

Function: General Government  
 Fund: General  
 Department: Streets  
 Activity: Street, Right of Way Maintenance  
 Fund / Dept. No.: 110 / 43100

Personnel Position	Salary / Grade	Number of Employees		
		Current	Proposed	Approved
<u>Elected</u>				
<b>Total Elected</b>		0	0	0
<u>Full-time</u>				
Public Works Director		0.5	0.5	0.5
Public Works Crew Leader		0.5	0	0
Public Works Maintenance Worker		1	1.5	1.5
Public Works Laborer		1	2	2
<b>Total Full Time</b>		3	4	4
<u>Part-time</u>				
Public Works Laborer		1	2	2
Community Service Supervisor		2	1	1
GIS Intern		0	0	0
<b>Total Part Time</b>		3	3	3

## Expenditure Summary

Function:	General Government
Fund:	General
Department:	Streets
Activity:	Street, Right of Way Maintenance
Fund / Dept. No.:	110 / 43100

Account Code	Description	FY2014 Actual	FY 2015 Approved Budget	FY 2015 Projected Year End	FY 2016 Submitted Budget	FY 2016 Adopted Budget
<b>Personnel Services</b>						
111	Salaries	\$ 136,424	\$ 177,703	\$ 148,000	\$ 177,123	\$ 177,123
123	Overtime	\$ 1,650	\$ 5,000	\$ 1,600	\$ 5,000	\$ 5,000
132	Longevity Bonus	\$ 960	\$ 1,140	\$ 840	\$ 840	\$ 840
141	OASI	\$ 9,706	\$ 13,437	\$ 11,322	\$ 13,997	\$ 13,997
142	Employee Insurance	\$ 29,195	\$ 42,910	\$ 29,900	\$ 42,910	\$ 42,910
143	Retirement	\$ 9,365	\$ 10,997	\$ 10,804	\$ 11,531	\$ 11,531
147	Unemployment Insurance	\$ 289	\$ 350	\$ 350	\$ 350	\$ 350
149	Other Employer Contributions - FSA	\$ 1,400	\$ 1,400	\$ 1,400	\$ 1,400	\$ 1,400
<b>Total Personnel Services</b>		<b>\$ 188,989</b>	<b>\$ 252,937</b>	<b>\$ 204,216</b>	<b>\$ 253,151</b>	<b>\$ 253,151</b>
<b>Non-Personnel Services</b>						
240	Utilities & Telephone	\$ 9,290	\$ 3,200	\$ 3,000	\$ 3,200	\$ 3,200
247	Street Lighting - Electricity & Maintenance	\$ 57,753	\$ 82,800	\$ 65,000	\$ 70,000	\$ 70,000
248	Sanitation Service	\$ 219,497	\$ 220,000	\$ 226,000	\$ -	\$ -
249	Other Utility Services - Highway Stop Lights	\$ 2,048	\$ 2,200	\$ 2,100	\$ 2,200	\$ 2,200
268	Street Maintenance	\$ 56,635	\$ 60,000	\$ 45,000	\$ 80,000	\$ 80,000
280	Travel - Meetings, Training & Education	\$ 583	\$ 4,000	\$ 4,000	\$ 4,000	\$ 4,000
299	Miscellaneous	\$ 832	\$ 1,200	\$ 1,000	\$ 1,200	\$ 1,200
310	Office Supplies and Materials	\$ 82	\$ 100	\$ 500	\$ 500	\$ 500
330	Repair and Maintenance Supplies	\$ 24,910	\$ 22,000	\$ 20,000	\$ 22,000	\$ 22,000
331	Vehicle - Fuel	\$ 15,820	\$ 25,000	\$ 18,500	\$ 25,000	\$ 25,000
332	Vehicle - Parts & Repairs	\$ 8,268	\$ 8,500	\$ 1,000	\$ 4,500	\$ 4,500
333	Equipment Parts & Repairs	\$ 33,404	\$ 25,000	\$ 20,000	\$ 25,000	\$ 25,000
510	Property & Liability Insurance	\$ 9,739	\$ 14,000	\$ 12,966	\$ 14,000	\$ 14,000
<b>Total Non-Personnel Services</b>		<b>\$ 438,861</b>	<b>\$ 468,000</b>	<b>\$ 419,066</b>	<b>\$ 251,600</b>	<b>\$ 251,600</b>
<b>Capital Improvements</b>						
900	Capital Outlay	\$ 586,263	\$ 105,000	\$ 160,000	\$ 51,000	\$ 51,000
<b>Total Capital Improvements</b>		<b>\$ 586,263</b>	<b>\$ 105,000</b>	<b>\$ 160,000</b>	<b>\$ 51,000</b>	<b>\$ 51,000</b>
<b>TOTAL EXPENDITURES</b>		<b>\$ 1,214,113</b>	<b>\$ 825,937</b>	<b>\$ 783,282</b>	<b>\$ 555,751</b>	<b>\$ 555,751</b>

## Personnel Detail

Function:	General Government
Fund:	General
Department:	Parks & Recreation
Activity:	Park Maintenance, Recreation Programming
Fund / Dept. No.:	110 / 44200

Personnel Position	Salary / Grade	Number of Employees		
		Current	Proposed	Approved
<u>Elected</u>				
<b>Total Elected</b>		0	0	0
<u>Full-time</u>				
Parks & Recreation Director		1	1	1
Parks & Recreation Program Coordinator		1	1	1
<b>Total Full Time</b>		2	2	2
<u>Part-time</u>				
Maintenance Worker		2	2	2
Concession Stand Manager		1	1	1
Seasonal Recreation Assistant		5	5	5
<b>Total Part Time</b>		8	8	8

## Expenditure Summary

Function:	General Government
Fund:	General
Department:	Parks & Recreation
Activity:	Park Maintenance, Recreation Programming
Fund / Dept. No.:	110 / 44200

Account Code	Description	FY2014 Actual	FY 2015 Approved Budget	FY 2015 Projected Year End	FY 2016 Submitted Budget	FY 2016 Adopted Budget
<b>Personnel Services</b>						
111	Salaries	\$ 107,914	\$ 144,763	\$ 130,000	\$ 152,283	\$ 152,283
123	Overtime	\$ 7,559	\$ 7,500	\$ 7,825	\$ 7,500	\$ 7,500
132	Longevity Bonus	\$ 120	\$ 120	\$ 120	\$ 240	\$ 240
141	OASI	\$ 8,234	\$ 11,365	\$ 8,950	\$ 12,242	\$ 12,242
142	Employee Insurance	\$ 19,236	\$ 23,550	\$ 20,000	\$ 23,550	\$ 23,550
143	Retirement	\$ 3,523	\$ 4,552	\$ 4,200	\$ 5,714	\$ 5,714
147	Unemployment Insurance	\$ 504	\$ 450	\$ 450	\$ 450	\$ 450
149	Other Employer Contributions - FSA	\$ 350	\$ 350	\$ 350	\$ 350	\$ 350
<b>Total Personnel Services</b>		<b>\$ 147,440</b>	<b>\$ 192,650</b>	<b>\$ 171,895</b>	<b>\$ 202,329</b>	<b>\$ 202,329</b>
<b>Non-Personnel Services</b>						
220	Printing, Duplicating, Typing and Binding	\$ -	\$ 1,000	\$ 500	\$ 1,000	\$ 1,000
240	Utilities & Telephone	\$ 30,265	\$ 25,000	\$ 25,600	\$ 25,000	\$ 25,000
246	Other Utility Services - Scout Hut	\$ 2,688	\$ 3,000	\$ 2,700	\$ 3,000	\$ 3,000
250	Professional Services - Engineering	\$ 8,097	\$ 10,000	\$ -	\$ 10,000	\$ 10,000
265	Park Maintenance	\$ 21,290	\$ 20,000	\$ 25,000	\$ 25,000	\$ 25,000
280	Training & Education	\$ 3,983	\$ 3,000	\$ 2,500	\$ 3,000	\$ 3,000
299	Miscellaneous	\$ 2,734	\$ 2,000	\$ 1,000	\$ 1,000	\$ 1,000
310	Office Supplies & Materials	\$ 280	\$ 1,000	\$ 1,500	\$ 2,000	\$ 2,000
329	Field Maintenance Supplies	\$ 11,513	\$ 5,000	\$ 3,500	\$ 5,000	\$ 5,000
330	Repair and Maintenance Supplies	\$ 29,254	\$ 20,000	\$ 15,000	\$ 20,000	\$ 20,000
331	Vehicle - Fuel	\$ 1,947	\$ 2,000	\$ 1,000	\$ 2,000	\$ 2,000
332	Vehicle - Parts & Repairs	\$ 2,407	\$ 2,500	\$ 1,000	\$ 2,500	\$ 2,500
333	Equipment Parts & Repairs	\$ 2,187	\$ 2,500	\$ 1,000	\$ 2,500	\$ 2,500
346	Operations and Maintenance - Scout Hut	\$ 26	\$ 500	\$ -	\$ 500	\$ 500
380	Sports Expenses	\$ 6,842	\$ 8,000	\$ 7,000	\$ 10,000	\$ 10,000
382	Sports Expenses - Concessions	\$ 25,438	\$ 35,000	\$ 35,000	\$ 35,000	\$ 35,000
383	Sports Expenses - Concessions - Non Food	\$ 12,281	\$ 8,000	\$ 6,000	\$ 8,000	\$ 8,000
384	Sports Expenses - Softball	\$ 16,481	\$ 15,000	\$ 15,000	\$ 15,000	\$ 15,000
510	Property & Liability Insurance	\$ 13,735	\$ 15,000	\$ 13,350	\$ 15,000	\$ 15,000
800	Special Event Expense	\$ 98,142	\$ 60,000	\$ 85,000	\$ 80,000	\$ 80,000
801	Safe Night Out	\$ 4,601	\$ 5,000	\$ 4,068	\$ 5,000	\$ 5,000
<b>Total Non-Personnel Services</b>		<b>\$ 294,191</b>	<b>\$ 242,500</b>	<b>\$ 245,218</b>	<b>\$ 269,500</b>	<b>\$ 269,500</b>
900	Capital Outlay	\$ 807,703	\$ 40,000	\$ 55,000	\$ 545,000	\$ 545,000
<b>Total Capital Improvements</b>		<b>\$ 807,703</b>	<b>\$ 40,000</b>	<b>\$ 55,000</b>	<b>\$ 545,000</b>	<b>\$ 545,000</b>
<b>TOTAL EXPENDITURES</b>		<b>\$ 1,249,334</b>	<b>\$ 475,150</b>	<b>\$ 472,113</b>	<b>\$ 1,016,829</b>	<b>\$ 1,016,829</b>



**Personnel Detail**

Function: General Government  
 Fund: General  
 Department: Administration  
 Activity: Grants & Donations  
 Fund / Dept. No.: 110 / 45000

Personnel Position	Salary / Grade	Number of Employees		
		Current	Proposed	Approved
<u>Elected</u>				
<b>Total Elected</b>		0	0	0
<u>Full-time</u>				
<b>Total Full Time</b>		0	0	0
<u>Part-time</u>				
<b>Total Part Time</b>		0	0	0

## Expenditure Summary

Function:	General Government
Fund:	General
Department:	Administration
Activity:	Grants & Donations
Fund / Dept. No.:	110 / 45000

Account Code	Description	FY2014 Actual	FY 2015 Approved Budget	FY 2015 Projected Year End	FY 2016 Submitted Budget	FY 2016 Adopted Budget
Personnel Services						
<b>Total Personnel Services</b>		<b>\$ -</b>	<b>\$ -</b>	<b>\$ -</b>	<b>\$ -</b>	<b>\$ -</b>
Non-Personnel Services						
720	Grants & Donations	\$ 14,200	\$ 20,000	\$ 23,550	\$ 20,000	\$ 20,000
	<i>American Legion Post 67</i>		\$ 1,500	\$ 1,500	\$ 1,000	
	<i>Boy Scouts - West Tennessee</i>		\$ 500	\$ 500	\$ 500	
	<i>Brighton Choir / Show Chorus</i>		\$ -	\$ -	\$ -	
	<i>Brighton Touchdown Club</i>		\$ 750	\$ 750	\$ 750	
	<i>Carl Perkins Center</i>		\$ 750	\$ 750	\$ 750	
	<i>Junior Auxiliary of Tipton County</i>		\$ 750	\$ 750	\$ 750	
	<i>Miss Tipton County Scholarship Fund</i>		\$ 250	\$ 250	\$ 250	
	<i>Munford Memorial Library</i>		\$ 1,250	\$ 1,250	\$ 1,000	
	<i>Munford Marching Band</i>		\$ -	\$ -	\$ -	
	<i>Munford Touchdown Club</i>		\$ 750	\$ 750	\$ 2,500	
	<i>National Fire Safety</i>		\$ 1,100	\$ 1,100	\$ 1,000	
	<i>Senior Recreation Center</i>		\$ -	\$ 926	\$ 800	
	<i>Undesignated - Other</i>		\$ -	\$ 15,024	\$ 10,700	
<b>Total Non-Personnel Services</b>		<b>\$ 14,200</b>	<b>\$ 20,000</b>	<b>\$ 23,550</b>	<b>\$ 20,000</b>	<b>\$ 20,000</b>
Capital Improvements						
<b>Total Capital Improvements</b>		<b>\$ -</b>	<b>\$ -</b>	<b>\$ -</b>	<b>\$ -</b>	<b>\$ -</b>
<b>TOTAL EXPENDITURES</b>		<b>\$ 14,200</b>	<b>\$ 20,000</b>	<b>\$ 23,550</b>	<b>\$ 20,000</b>	<b>\$ 20,000</b>



FISCAL YEAR 2016 TOWN BUDGET

## Revenues & Expenditures - Solid Waste

Revenue Estimate					
Description	FY2014 Actual	FY 2015 Approved Budget	FY 2015 Projected Year End	FY 2016 Submitted Budget	FY 2016 Adopted Budget
Income					
34410 Solid Waste - Residential Collection	\$ -	\$ -	\$ -	\$ 390,000	\$ 390,000
<b>Total Income</b>	<b>\$ -</b>	<b>\$ -</b>	<b>\$ -</b>	<b>\$ 390,000</b>	<b>\$ 390,000</b>
Contributions (To) / From					
General Fund, Administrative Program Costs	\$ -	\$ -	\$ -	\$ (150,000)	\$ (150,000)
<b>Total Contributions To / From</b>	<b>\$ -</b>	<b>\$ -</b>	<b>\$ -</b>	<b>\$ (150,000)</b>	<b>\$ (150,000)</b>
<b>TOTAL REVENUE</b>	<b>\$ -</b>	<b>\$ -</b>	<b>\$ -</b>	<b>\$ 240,000</b>	<b>\$ 240,000</b>

Expenditure Summary					
Function:	Solid Waste				
Fund:	Solid Waste				
Department:	Public Works				
Activity:	Residential Refuse / Brush Collection				
Fund / Dept. No.:					
Description	FY2014 Actual	FY 2015 Approved Budget	FY 2015 Projected Year End	FY 2016 Submitted Budget	FY 2016 Adopted Budget
Personnel Services					
<b>Total Personnel Services</b>	<b>\$ -</b>	<b>\$ -</b>	<b>\$ -</b>	<b>\$ -</b>	<b>\$ -</b>
Non-Personnel Services					
248 Sanitation Service	\$ -	\$ -	\$ -	\$ 240,000	\$ 240,000
<b>Total Non-Personnel Services</b>	<b>\$ -</b>	<b>\$ -</b>	<b>\$ -</b>	<b>\$ 240,000</b>	<b>\$ 240,000</b>
Capital Improvements					
<b>Total Capital Improvements</b>	<b>\$ -</b>	<b>\$ -</b>	<b>\$ -</b>	<b>\$ -</b>	<b>\$ -</b>
<b>TOTAL EXPENDITURES</b>	<b>\$ -</b>	<b>\$ -</b>	<b>\$ -</b>	<b>\$ 240,000</b>	<b>\$ 240,000</b>



FISCAL YEAR 2016 TOWN BUDGET

## Revenues & Expenditures - State Street Aid

Revenue Estimate					
Description	FY2014 Actual	FY 2015 Approved Budget	FY 2015 Projected Year End	FY 2016 Submitted Budget	FY 2016 Adopted Budget
Income					
33551 State Street Aid Revenue	\$ 216,989	\$ 215,000	\$ 220,000	\$ 220,000	\$ 220,000
<b>Total Income</b>	<b>\$ 216,989</b>	<b>\$ 215,000</b>	<b>\$ 220,000</b>	<b>\$ 220,000</b>	<b>\$ 220,000</b>
Contributions To / From					
General Fund	\$ -	\$ -	\$ -	\$ 405,810	\$ 405,810
<b>Total Contributions To / From</b>	<b>\$ -</b>	<b>\$ -</b>	<b>\$ -</b>	<b>\$ 405,810</b>	<b>\$ 405,810</b>
<b>TOTAL REVENUE</b>	<b>\$ 216,989</b>	<b>\$ 215,000</b>	<b>\$ 220,000</b>	<b>\$ 625,810</b>	<b>\$ 625,810</b>

Expenditure Summary					
Function:	Street Maintenance & Repair				
Fund:	State Street Aid				
Department:	Public Works				
Activity:	Street Maintenance & Repair				
Fund / Dept. No.:	110 / 43190				
Description	FY2014 Actual	FY 2015 Approved Budget	FY 2015 Projected Year End	FY 2016 Submitted Budget	FY 2016 Adopted Budget
Personnel Services					
<b>Total Personnel Services</b>	<b>\$ -</b>	<b>\$ -</b>	<b>\$ -</b>	<b>\$ -</b>	<b>\$ -</b>
Non-Personnel Services					
268 State Street Aid Expenses	\$ 232,369	\$ 225,000	\$ 219,750	\$ 750,000	\$ 750,000
<b>Total Non-Personnel Services</b>	<b>\$ 232,369</b>	<b>\$ 225,000</b>	<b>\$ 219,750</b>	<b>\$ 750,000</b>	<b>\$ 750,000</b>
Capital Improvements					
<b>Total Capital Improvements</b>	<b>\$ -</b>	<b>\$ -</b>	<b>\$ -</b>	<b>\$ -</b>	<b>\$ -</b>
<b>TOTAL EXPENDITURES</b>	<b>\$ 232,369</b>	<b>\$ 225,000</b>	<b>\$ 219,750</b>	<b>\$ 750,000</b>	<b>\$ 750,000</b>



FISCAL YEAR 2016 TOWN BUDGET

## Revenues & Expenditures - Drug Fund

Revenue Estimate					
Description	FY2014 Actual	FY 2015 Approved Budget	FY 2015 Projected Year End	FY 2016 Submitted Budget	FY 2016 Adopted Budget
Income					
33410 Grants	\$ 2,500	\$ 3,850	\$ 3,850	\$ 3,500	\$ 3,500
35110 Fines and Forfeitures	\$ 8,890	\$ 10,000	\$ 10,000	\$ 10,000	\$ 10,000
36100 Interest Income	\$ -	\$ -	\$ -	\$ -	\$ -
Other Income - Grant Reimbursement	\$ -	\$ -	\$ 47,000	\$ -	\$ -
<b>Total Income</b>	<b>\$ 11,390</b>	<b>\$ 13,850</b>	<b>\$ 60,850</b>	<b>\$ 13,500</b>	<b>\$ 13,500</b>
Contributions To / From					
General Fund	\$ -	\$ -	\$ -	\$ -	\$ -
<b>Total Contributions To / From</b>	<b>\$ -</b>	<b>\$ -</b>	<b>\$ -</b>	<b>\$ -</b>	<b>\$ -</b>
<b>TOTAL REVENUE</b>	<b>\$ 11,390</b>	<b>\$ 13,850</b>	<b>\$ 60,850</b>	<b>\$ 13,500</b>	<b>\$ 13,500</b>

Expenditure Summary					
Function:	Drug Fund				
Fund:	Drug Fund				
Department:	Police				
Activity:	Drug Enforcement and Prevention				
Fund / Dept. No.:	619 / 42192				
Description	FY2014 Actual	FY 2015 Approved Budget	FY 2015 Projected Year End	FY 2016 Submitted Budget	FY 2016 Adopted Budget
Personnel Services					
<b>Total Personnel Services</b>	<b>\$ -</b>	<b>\$ -</b>	<b>\$ -</b>	<b>\$ -</b>	<b>\$ -</b>
Non-Personnel Services					
296 Towing Expense	\$ 725	\$ 800	\$ 400	\$ 800	\$ 800
326 Supplies	\$ 1,343	\$ 1,200	\$ 3,000	\$ 3,000	\$ 3,000
333 Equipment	\$ 26,290	\$ 60,000	\$ 66,810	\$ 18,000	\$ 18,000
<b>Total Non-Personnel Services</b>	<b>\$ 28,358</b>	<b>\$ 62,000</b>	<b>\$ 70,210</b>	<b>\$ 21,800</b>	<b>\$ 21,800</b>
Capital Improvements					
<b>Total Capital Improvements</b>	<b>\$ -</b>	<b>\$ -</b>	<b>\$ -</b>	<b>\$ -</b>	<b>\$ -</b>
<b>TOTAL EXPENDITURES</b>	<b>\$ 28,358</b>	<b>\$ 62,000</b>	<b>\$ 70,210</b>	<b>\$ 21,800</b>	<b>\$ 21,800</b>



FISCAL YEAR 2016 TOWN BUDGET

## Revenues & Expenses - Water & Sewer

Revenue Estimate						
Account Code	Description	FY2014 Actual	FY 2015 Approved Budget	FY 2015 Projected Year End	FY 2016 Submitted Budget	FY 2016 Adopted Budget
<b>Income</b>						
37110	Water Collections	\$ 881,324	\$ 900,000	\$ 875,000	\$ 890,000	\$ 890,000
37210	Sewer Collections	\$ 851,227	\$ 855,000	\$ 840,000	\$ 850,000	\$ 850,000
37196	Water Meter Connection Fee	\$ 27,300	\$ 28,000	\$ 10,000	\$ 25,000	\$ 25,000
37191	Penalties	\$ 36,663	\$ 38,000	\$ 32,000	\$ 34,000	\$ 34,000
37296	Sewer Tap Fee	\$ 18,000	\$ 15,000	\$ 12,500	\$ 15,000	\$ 15,000
36100	Interest Income	\$ 24,801	\$ 20,000	\$ 21,000	\$ 22,000	\$ 22,000
37199	Water - Sewer - Other	\$ 9,258	\$ 6,000	\$ 4,000	\$ 5,000	\$ 5,000
37294	Sewer Connection Fee	\$ 12,570	\$ 11,000	\$ 10,000	\$ 12,000	\$ 12,000
37194	Water Connection Fee	\$ 12,375	\$ 12,000	\$ 11,000	\$ 12,000	\$ 12,000
37193	Water Reconnection Service Fee	\$ 12,930	\$ 12,000	\$ 15,000	\$ 12,000	\$ 12,000
	Cash - Over / Short	\$ -	\$ -	\$ -	\$ -	\$ -
	Water Reconnection After Hours Fee	\$ -	\$ -	\$ -	\$ -	\$ -
	Capital Contribution - ARRA	\$ -	\$ -	\$ -	\$ -	\$ -
<b>Total Income</b>		<b>\$ 1,886,447</b>	<b>\$ 1,897,000</b>	<b>\$ 1,830,500</b>	<b>\$ 1,877,000</b>	<b>\$ 1,877,000</b>
<b>Contributions To / From</b>						
	General Fund	\$ -	\$ -	\$ -	\$ -	\$ -
<b>Total Contributions To / From</b>		<b>\$ -</b>	<b>\$ -</b>	<b>\$ -</b>	<b>\$ -</b>	<b>\$ -</b>
<b>TOTAL REVENUE</b>		<b>\$ 1,886,447</b>	<b>\$ 1,897,000</b>	<b>\$ 1,830,500</b>	<b>\$ 1,877,000</b>	<b>\$ 1,877,000</b>

## Personnel Detail

Function: Water and Sewer Services  
 Fund: Water  
 Department: Public Works  
 Activity: Water, Wastewater, Trash Service / Account Billing  
 Fund / Dept. No.: 413 / 52310

Personnel Position	Salary / Grade	Number of Employees		
		Current	Proposed	Approved
<u>Elected</u>				
<b>Total Elected</b>		0	0	0
<u>Full-time</u>				
Town Administrator		0.5	0.5	0.5
Public Works Director		0.5	0.5	0.5
Town Recorder		0.5	0.5	0.5
Office Manager		1	1	1
Clerk		2	2.75	2.75
Crew Leader		0.5	0	0
Equipment Operator / Maintenance Worker		1	1.5	1.5
Water Service Worker		1	1	1
<b>Total Full Time</b>		6.5	7.25	7.25
<u>Part-time</u>				
Utility Clerk		0	0	0
<b>Total Part Time</b>		0	0	0

## Expense Summary

Function: Water and Sewer Services  
 Fund: Water  
 Department: Public Works  
 Activity: Water, Wastewater Service, Account Billing  
 Fund / Dept. No.: 413 / 52310

Account Code	Description	FY2014 Actual	FY 2015 Approved Budget	FY 2015 Projected Year End	FY 2016 Submitted Budget	FY 2016 Adopted Budget
<b>Cost of Goods Sold</b>						
353	Water Purchases	\$ 372,197	\$ 390,000	\$ 380,000	\$ 380,000	\$ 380,000
<b>Total Costs of Goods Sold</b>		<b>\$ 372,197</b>	<b>\$ 390,000</b>	<b>\$ 380,000</b>	<b>\$ 380,000</b>	<b>\$ 380,000</b>
<b>Personnel Services</b>						
111	Salaries	\$ 246,771	\$ 322,078	\$ 285,500	\$ 300,031	\$ 300,031
114	Overtime - Sewer	\$ 13,363	\$ 16,000	\$ 16,000	\$ 16,000	\$ 16,000
115	Overtime - Water	\$ 11,464	\$ 14,000	\$ 13,000	\$ 14,000	\$ 14,000
132	Longevity Bonus	\$ 840	\$ 1,560	\$ 1,020	\$ 1,560	\$ 1,560
141	OASI	\$ 18,527	\$ 27,053	\$ 24,059	\$ 25,947	\$ 25,947
142	Employee Insurance	\$ 84,287	\$ 82,398	\$ 77,300	\$ 89,585	\$ 89,585
143	Retirement	\$ 18,581	\$ 25,086	\$ 21,041	\$ 24,030	\$ 24,030
147	Unemployment Insurance	\$ 694	\$ -	\$ 680	\$ 700	\$ 700
<b>Total Personnel Services</b>		<b>\$ 394,527</b>	<b>\$ 488,174</b>	<b>\$ 438,601</b>	<b>\$ 471,853</b>	<b>\$ 471,853</b>
<b>Non-Personnel Services</b>						
211	Sewer Office Expenses - Postage	\$ 12,016	\$ 8,000	\$ 8,400	\$ 8,500	\$ 8,500
240	Utilities - Town Hall	\$ 2,826	\$ 2,800	\$ 6,000	\$ 6,000	\$ 6,000
241	Utilities - Sewer Pump Stations	\$ 49,579	\$ 51,000	\$ 50,000	\$ 50,000	\$ 50,000
243	Sewer Fees	\$ 59,810	\$ 120,000	\$ 130,000	\$ 135,000	\$ 135,000
249	Other Sewer Expenses	\$ 20,886	\$ 35,000	\$ 20,000	\$ 20,000	\$ 20,000
250	Legal & Professional Fees	\$ -	\$ 5,000	\$ 800	\$ 5,000	\$ 5,000
254	Planning & Engineering Fees	\$ 5,472	\$ 25,000	\$ 6,500	\$ 75,000	\$ 75,000
255	IT & Website	\$ 8,845	\$ -	\$ -	\$ -	\$ -
260	Repairs & Maintenance	\$ 192,034	\$ 150,000	\$ 145,000	\$ 150,000	\$ 150,000
269	Sewer Pumping	\$ 41,160	\$ 37,000	\$ 31,000	\$ 32,000	\$ 32,000
280	Training & Education	\$ 5,341	\$ 4,000	\$ 5,300	\$ 4,000	\$ 4,000
290	Credit Fees	\$ 14,130	\$ 14,000	\$ 17,000	\$ 18,000	\$ 18,000
292	E-Commerce Fees	\$ 6,428	\$ -	\$ 14,000	\$ 8,000	\$ 8,000
299	Miscellaneous	\$ 3,018	\$ -	\$ -	\$ -	\$ -
310	Sewer Office Expenses	\$ 11,319	\$ 9,000	\$ 14,000	\$ 10,000	\$ 10,000
320	Supplies	\$ 884	\$ 5,000	\$ 500	\$ 3,500	\$ 3,500
326	Uniforms and Clothing	\$ 150	\$ 2,000	\$ 500	\$ 2,000	\$ 2,000
331	Vehicle - Fuel	\$ 22,339	\$ 20,000	\$ 15,000	\$ 18,000	\$ 18,000
333	Vehicle - Maintenance	\$ 140	\$ -	\$ -	\$ -	\$ -
510	Property & Liability Insurance	\$ 27,777	\$ 30,000	\$ 25,840	\$ 30,000	\$ 30,000
540	Depreciation	\$ 387,132	\$ 330,000	\$ 330,000	\$ 330,000	\$ 330,000
630	Interest Expense	\$ 34,281	\$ 50,000	\$ 20,000	\$ 20,000	\$ 20,000
	Amortization Bond Cost	\$ -	\$ -	\$ -	\$ -	\$ -
<b>Total Non-Personnel Services</b>		<b>\$ 905,566</b>	<b>\$ 897,800</b>	<b>\$ 839,840</b>	<b>\$ 925,000</b>	<b>\$ 925,000</b>
<b>Capital Improvements</b>						
900	Capital Outlay	\$ -	\$ 150,000	\$ 200,000	\$ 77,000	\$ 77,000
<b>Total Capital Improvements</b>		<b>\$ -</b>	<b>\$ 150,000</b>	<b>\$ 200,000</b>	<b>\$ 77,000</b>	<b>\$ 77,000</b>
<b>TOTAL EXPENSES</b>		<b>\$ 1,672,290</b>	<b>\$ 1,925,974</b>	<b>\$ 1,858,441</b>	<b>\$ 1,853,853</b>	<b>\$ 1,853,853</b>





FISCAL YEAR 2016 TOWN BUDGET

# Fleet Inventory & Capital Replacement Plan

Vehicle / Motorized Equipment Inventory					
Fiscal Year 2016 Budget					
Department	Description	Model Year	Year Acquired	Miles / Hours Used	Planned Replacement Fiscal Year
Administration	Ford Explorer - Town Administrator	2013	2012	20,000	2022
Administration	Ford Fusion - Pool Vehicle	2014	2013	6,500	2025
Code Enf.	Ford F150 Pickup - Truck 107	2011	2011	26,800	2021
Fire	GMC Wilson Apparatus Fire Truck - Engine 2	1986	1986		2015
Fire	Ford F-350 Crew Cab - Brush Truck - Unit 83	2012	2011	35,735	2021
Fire	Spartan / Smeal Apparatus Fire Truck - Engine 3	1997	1998		2023
Fire	Ford Police Interceptor SUV - Red	2015	2015	1,250	2024
Fire	Tanker 21 - International Water Tanker, no pump	1981	Late 1980s	303,582	Out of Service
Parks	Truck 108 - Ford F150	2007	2011	114,400	2017
Parks	John Deere Utility Gator	2012	2012	500 hrs	2018
Police	Unit 8 - Chevrolet Impala - Patrol - Unit 8	2008	2008	122,000	2016
Police	Unit 6 - Chevrolet Impala - Patrol	2008	2008	104,000	2016
Police	Unit 2 - Ford Crown Victoria - Captain	2006	2006	108,000	2017
Police	Unit 15 - Ford Crown Victoria - K9	2010	2010	82,000	2017
Police	Unit 4 - Chevrolet Impala - Patrol	2012	2011	79,000	2018
Police	Unit 10 - Chevrolet Impala - Patrol	2008	2009	65,000	2018
Police	Unit 9 - Chevrolet Impala - Patrol	2011	2011	82,000	2019
Police	Unit 7 - Chevrolet Impala - Patrol	2010	2010	74,000	2019
Police	Unit 11 - Ford Police Interceptor Sedan - Patrol	2013	2012	48,000	2020
Police	Unit 3 - Chevrolet Tahoe - Chief	2011	2010	41,000	2020
Police	Unit 12 - Ford Police Interceptor SUV - Sergeant	2013	2012	36,000	2021
Police	Unit 1 - Chevrolet Impala - Patrol	2013	2012	29,000	2021
Police	Unit 18 - Chevrolet Impala - Patrol	2013	2013	36,000	2021
Police	Unit 5 - Ford Explorer - Investigator	2008	2012	62,000	DF
Police	Unit 17 - Cadillac Escalade - Inv/Narcotics	2002	2012	88,000	DF
Police	Unit 14 - Ford Police Interceptor SUV Sergeant	2003	2014	2,000	2021
Police	Unit 16 - Ford Police Interceptor SUV Patrol	2008	2014	3,000	2021
PubWorks - S	Ford Passenger Van - Community Service			238,800	2016
PubWorks - S	Ford F-250 Pickup - Truck 104	2009		70,600	2017
PubWorks - S	John Deere 6415 Tractor			1,820 hrs	2017
PubWorks - S	John Deere 310E Backhoe			Broken Meter	2018
PubWorks - S	Bobcat Mini-Excavator E42	2011		550 hrs	2018
PubWorks - S	John Deere 5005 Tractor / Woods Batwing	2012	2013	253 hrs	2019
PubWorks - S	Cub Cadet Volunteer	2013		122 hrs	2019
PubWorks - S	Ford F-250 Pickup - Truck 100	2012	2012	9,700	2023
PubWorks - S	Ford F-350 Dump Truck	2012	2013	2,300	2025
PubWorks - S	Ford F-550 Dump Truck	2014	2015	120	2027
PubWorks - W	Chevrolet 1500	2004		140,000	2015
PubWorks - W	Exmark Mower - Zero Turn Rider			720 hrs	2015
PubWorks - W	Exmark Mower - Zero Turn Rider	2011		350 hrs	2016
PubWorks - W	Sewer Jetter			400 hrs	2016
PubWorks - W	GMC Sierra 1500 Pickup - Truck 105	2008	2007	58,050	2016
PubWorks - W	Exmark Mower - Walk Behind			250 hrs	2017
PubWorks - W	John Deere 310J Backhoe			1,014 hrs	2019
PubWorks - W	Chevrolet 2500 HD - Truck 106	2010		44,050	2020
PubWorks - W	Ford F-150 Crew Cab	2012	2012	15,800	2022
PubWorks - W	Chevrolet Colorado Crew Cab	2015	2015		2025

## 5 Year Capital Purchase and/or Replacement Schedule

Fiscal Year 2016 through Fiscal Year 2020

Description	Fiscal Year 2016	Fiscal Year 2017	Fiscal Year 2018	Fiscal Year 2019	Fiscal Year 2020
<b>Administration</b>					
Atoka Municipal Complex - Construction	\$ 1,993,400	\$ -	\$ -	\$ -	\$ -
Computer / Notebooks / Printers	\$ 5,000	\$ 1,500	\$ 1,500	\$ 5,000	\$ 1,500
Town Hall Furniture - New Facility	\$ 150,000	\$ -	\$ -	\$ -	\$ -
<b>Total Administration</b>	<b>\$ 2,148,400</b>	<b>\$ 1,500</b>	<b>\$ 1,500</b>	<b>\$ 5,000</b>	<b>\$ 1,500</b>
<b>Code Enforcement</b>					
Computer / Notebooks / Printers	\$ -	\$ 800	\$ -	\$ -	\$ -
<b>Total Code Enforcement</b>	<b>\$ -</b>	<b>\$ 800</b>	<b>\$ -</b>	<b>\$ -</b>	<b>\$ -</b>
<b>Fire Department</b>					
Atoka Municipal Complex - Construction	\$ 1,369,700	\$ -	\$ -	\$ -	\$ -
Air Conditioner Unit - Replacement	\$ -	\$ -	\$ -	\$ 15,000	\$ -
Station Furniture - Replacement	\$ 50,000	\$ -	\$ 3,000	\$ 3,000	\$ 3,000
Concrete Approach - Replacement	\$ 10,000	\$ -	\$ -	\$ -	\$ -
Major Equipment - Various Functions	\$ -	\$ 50,000	\$ 50,000	\$ 50,000	\$ -
Minor Equipment - Various Functions	\$ 43,000	\$ 10,000	\$ 10,000	\$ 10,000	\$ 10,000
Equipment - Personal Protection (Turnouts, SCBA)	\$ 27,000	\$ 27,000	\$ 12,000	\$ 12,000	\$ 12,000
Vehicles - Acquisition / Replacement	\$ -	\$ 900,000	\$ -	\$ -	\$ -
<b>Total Fire Department</b>	<b>\$ 1,499,700</b>	<b>\$ 987,000</b>	<b>\$ 75,000</b>	<b>\$ 90,000</b>	<b>\$ 25,000</b>
<b>Parks &amp; Recreation</b>					
Improvements - All Parks - Picnic tables, grills, etc	\$ 15,000	\$ 15,000	\$ 15,000	\$ 15,000	\$ 15,000
Improvements - Various Parks - Lot Resurfacing	\$ -	\$ 75,000	\$ -	\$ -	\$ -
Improvements - Walker Park - Capital	\$ -	\$ 75,000	\$ 250,000	\$ -	\$ -
Improvements - Nancy Lane Park - Capital	\$ -	\$ 200,000	\$ -	\$ -	\$ 250,000
Improvements - Adkison Park - Capital	\$ 30,000	\$ -	\$ 50,000	\$ -	\$ -
Improvements - Pioneer Park - Capital	\$ -	\$ 325,000	\$ -	\$ -	\$ -
Improvements - Greenway Trail	\$ 500,000	\$ -	\$ 500,000	\$ -	\$ 250,000
Vehicles - Acquisition / Replacement	\$ -	\$ -	\$ 20,000	\$ -	\$ -
Gator - Acquisition / Replacement	\$ -	\$ -	\$ 8,500	\$ -	\$ -
<b>Total Parks &amp; Recreation</b>	<b>\$ 545,000</b>	<b>\$ 690,000</b>	<b>\$ 843,500</b>	<b>\$ 15,000</b>	<b>\$ 515,000</b>
<b>Police Department</b>					
Atoka Municipal Complex - Construction	\$ 2,087,600	\$ -	\$ -	\$ -	\$ -
Police Station Furniture - New Facility	\$ 75,000	\$ -	\$ -	\$ -	\$ -
Vehicles - Acquisition / Replacement	\$ 58,000	\$ 87,000	\$ 58,000	\$ 58,000	\$ 87,000
Light Bar / Siren Packages	\$ 2,500	\$ 3,000	\$ 3,000	\$ 3,000	\$ 3,000
Cage / Back Seat / Push Bar / Console	\$ 2,500	\$ 3,000	\$ 3,000	\$ 3,000	\$ 3,000
Computer / Notebooks / Printers	\$ 1,000	\$ 1,000	\$ 1,000	\$ 1,000	\$ 1,000
Guns - Pistols / Rifles	\$ 1,500	\$ 1,500	\$ 1,500	\$ 1,500	\$ 1,500
Speed Radar - Vehicle / Handheld	\$ 1,600	\$ -	\$ 1,600	\$ 1,600	\$ 1,600
Radios - Vehicle / Handheld	\$ 1,000	\$ 1,000	\$ 1,000	\$ 1,000	\$ 1,000
Camera System - Vehicle Based	\$ -	\$ -	\$ 4,000	\$ 4,000	\$ -
Camera System - Body	\$ 6,000	\$ -	\$ -	\$ -	\$ -
<b>Total Police Department</b>	<b>\$ 2,236,700</b>	<b>\$ 96,500</b>	<b>\$ 73,100</b>	<b>\$ 73,100</b>	<b>\$ 98,100</b>
<b>Public Works - Street</b>					
Vehicles - Acquisition / Replacement	\$ -	\$ -	\$ -	\$ 19,000	\$ -
Backhoe - Acquisition / Replacement	\$ -	\$ -	\$ 50,000	\$ -	\$ -
Tractor - Acquisition / Replacement	\$ -	\$ 50,000	\$ -	\$ -	\$ 50,000
Mower - Batwing / Side Boom	\$ -	\$ 10,000	\$ -	\$ 14,000	\$ -
Computer / Notebooks / Printers	\$ 1,000	\$ 1,000	\$ 1,000	\$ 1,000	\$ 1,000
Equipment - Other - Acquisition / Replacement	\$ 50,000	\$ -	\$ 25,000	\$ -	\$ 25,000
Utility Vehicle - Acquisition / Replacement	\$ -	\$ -	\$ -	\$ -	\$ 10,000
<b>Total Public Works - Street</b>	<b>\$ 51,000</b>	<b>\$ 61,000</b>	<b>\$ 76,000</b>	<b>\$ 34,000</b>	<b>\$ 86,000</b>
<b>TOTAL 5 YEAR SCHEDULE - GENERAL FUND</b>	<b>\$ 6,480,100</b>	<b>\$ 1,836,800</b>	<b>\$ 1,069,100</b>	<b>\$ 217,100</b>	<b>\$ 725,600</b>

### 5 Year Capital Purchase and/or Replacement Schedule

Fiscal Year 2016 through Fiscal Year 2020

Description	Fiscal Year 2016	Fiscal Year 2017	Fiscal Year 2018	Fiscal Year 2019	Fiscal Year 2020
<b>Public Works - Water</b>					
Vehicles - Acquisition / Replacement	\$ -	\$ 19,000	\$ -	\$ 19,000	\$ -
Mower - Zero Turn / Walk Behind	\$ -	\$ -	\$ -	\$ 8,500	\$ 50,000
Major System Maintenance / Improvements	\$ 75,000	\$ -	\$ 250,000	\$ 250,000	\$ -
Computer / Notebooks / Printers	\$ 2,000	\$ 1,000	\$ 1,000	\$ 3,000	\$ -
Software System - Upgrade	\$ -	\$ -	\$ -	\$ -	\$ 1,000
<b>Total Public Works - Water</b>	<b>\$ 77,000</b>	<b>\$ 20,000</b>	<b>\$ 251,000</b>	<b>\$ 280,500</b>	<b>\$ 51,000</b>
<b>TOTAL 5 YEAR SCHEDULE - WATER FUND</b>	<b>\$ 77,000</b>	<b>\$ 20,000</b>	<b>\$ 251,000</b>	<b>\$ 280,500</b>	<b>\$ 51,000</b>
<b>TOTAL 5 YEAR SCHEDULE - ALL FUNDS</b>	<b>\$ 6,557,100</b>	<b>\$ 1,856,800</b>	<b>\$ 1,320,100</b>	<b>\$ 497,600</b>	<b>\$ 776,600</b>